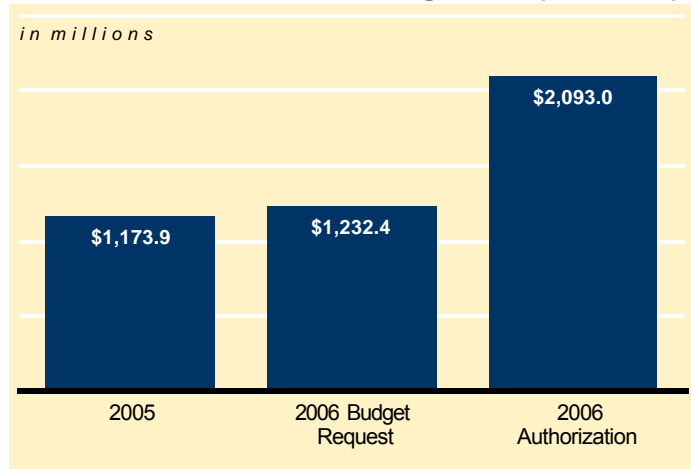
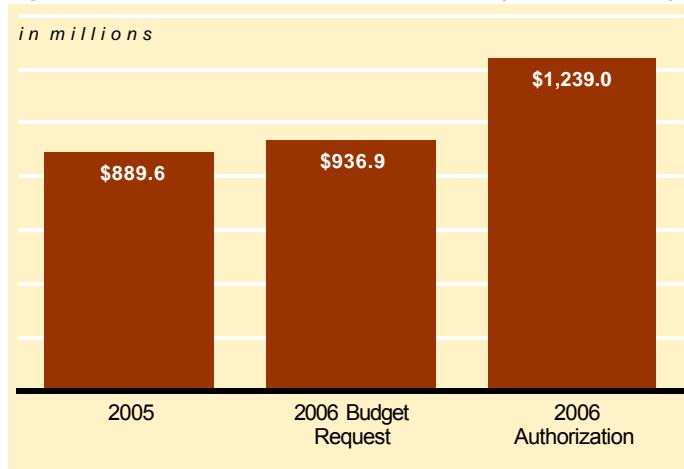


Texas

Grants to Local Educational Agencies (TITLE I-A)



Special Education Grants to States (IDEA Part B)



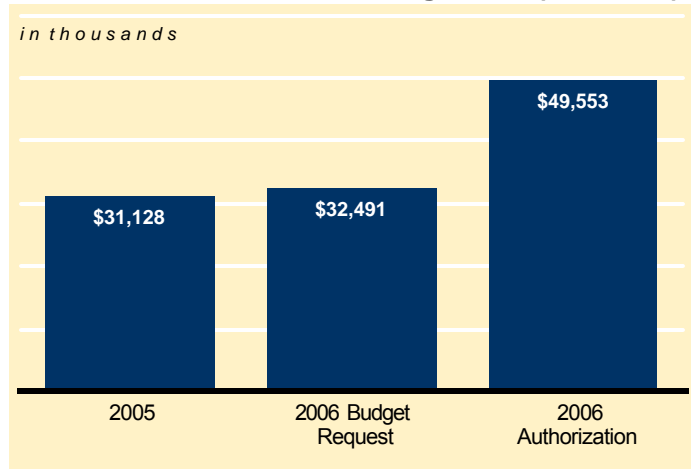
(dollars in millions)

Federal Program	2005	2006 Budget Request	2006 Authorization	Funding Shortfall: Request vs. Authorization	Students Unserved or Teachers Unhired Due to Funding Shortfall	Notes
NO CHILD LEFT BEHIND (NCLB) ACT PROGRAMS						
Grants to Local Educational Agencies (ESEA Title I-A)	\$1,173.9	\$1,232.4	\$2,093.0	(\$860.6)	357,551	/ a
Impact Aid Basic Support Payments (ESEA VIII 8003(b))	\$75.9	\$76.9	\$124.8	(\$47.8)	25,233	/ b
Improving Teacher Quality State Grants (ESEA II-A)	\$241.3	\$241.3	\$262.6	(\$21.4)	617	/ c
Educational Technology State Grants (ESEA II-D-1 and 2)	\$43.7	\$0.0	\$88.3	(\$88.3)	869,579	/ d
21st Century Community Learning Centers (ESEA IV-B)	\$87.3	\$88.8	\$201.7	(\$112.8)	67,033	/ e
State Grants for Innovative Programs (ESEA V-A)	\$15.7	\$7.9	\$43.6	(\$35.6)	3,453,410	/ f
Rural Education (ESEA VI-B)	\$17.3	\$17.3	\$30.4	(\$13.1)	82,142	/ g
Safe and Drug-Free Schools/Communities (ESEA IV-A-1)	\$34.9	\$0.0	\$51.9	(\$51.9)	4,220,834	/ h
English Language Acquisition State Grants (ESEA III-A)	\$82.9	\$89.4	\$99.2	(\$9.9)	65,869	/ i
Subtotal, NCLB Act Programs	\$1,772.9	\$1,754.0	\$2,995.5	(\$1,241.5)	(non additive)	
Special Education Grants to States (IDEA Part B-611)	\$889.6	\$936.9	\$1,239.0	(\$302.1)	127,379	/ j
Vocational Education State Grants (VTEA Title I)	\$95.7	\$0.0	\$295.3	(\$295.3)	947,629	/ k
Federal Pell Grants (HEA IV-A-1)	\$1,006.3	\$1,060.6	\$1,603.0	(\$542.4)	137,797	/ l
Supplemental Educational Opportunity Grants (HEA IV-A-3)	\$41.4	\$41.4	\$181.9	(\$140.4)	57,145	/ m
Federal Work-Study (HEA IV-C)	\$47.8	\$47.8	\$165.2	(\$117.4)	29,712	/ m
Head Start (section 639, Head Start Act)	\$478.8	\$478.8	\$2,207.4	(\$1,728.6)	372,728	/ n

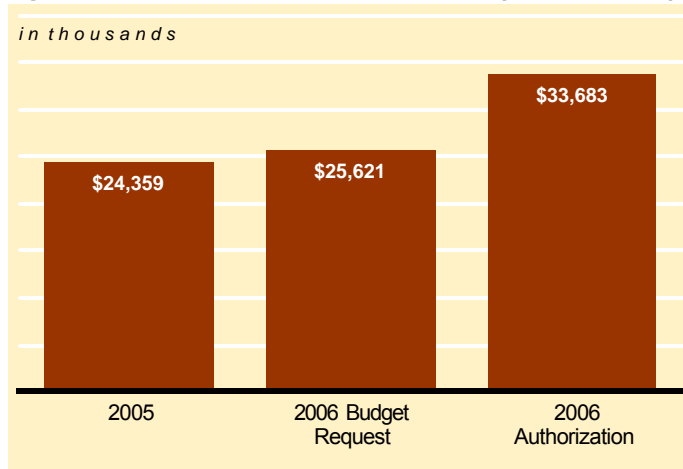
Louie Gohmert

Congressional District 1, Texas

Grants to Local Educational Agencies (TITLE I-A)



Special Education Grants to States (IDEA Part B)



(dollars in thousands)

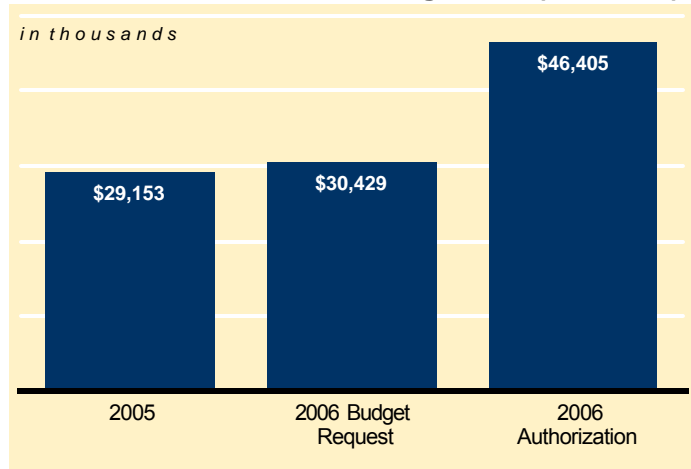
Federal Program	2005	2006 Budget Request	2006 Authorization	Funding Shortfall: Request vs. Authorization	Students Unserviced Due to Funding Shortfall	Notes
NO CHILD LEFT BEHIND (NCLB) ACT PROGRAMS						
Grants to Local Educational Agencies (ESEA Title I-A)	\$31,128	\$32,491	\$49,553	(\$17,062)	11,216	/ a
Impact Aid Basic Support Payments (ESEA VIII 8003(b))	\$22	\$23	\$37	(\$14)	180	/ b
Improving Teacher Quality State Grants (ESEA II-A)	\$6,911	\$6,911	\$7,539	(\$628)	19	/ c
Educational Technology State Grants (ESEA II-D-1 and 2)	\$652	\$0	\$1,316	(\$1,316)	27,278	/ d
21st Century Community Learning Centers (ESEA IV-B)	n/a	n/a	n/a	n/a	n/a	/ e
State Grants for Innovative Programs (ESEA V-A)	\$421	\$212	\$1,234	(\$1,022)	101,334	/ f
Rural Education (ESEA VI-B)	\$846	\$846	\$1,491	(\$645)	6,204	/ g
Safe and Drug-Free Schools/Communities (ESEA IV-A-1)	\$793	\$0	\$1,180	(\$1,180)	123,852	/ h
English Language Acquisition State Grants (ESEA III-A)	\$680	\$732	\$860	(\$128)	668	/ i
Subtotal, NCLB Act Programs	\$41,453	\$41,215	\$63,210	(\$21,995)	(non additive)	
Special Education Grants to States (IDEA Part B-611)	\$24,359	\$25,621	\$33,683	(\$8,062)	4,172	/ j
Vocational Education State Grants (VTEA Title I)	\$2,583	\$0	\$7,969	(\$7,969)	31,983	/ k
Federal Pell Grants (HEA IV-A-1)	\$37,130	\$39,133	\$59,147	(\$20,013)	5,084	/ l
Supplemental Educational Opportunity Grants (HEA IV-A-3)	\$1,491	\$1,491	\$6,543	(\$5,052)	2,056	/ m
Federal Work-Study (HEA IV-C)	\$1,915	\$1,915	\$6,617	(\$4,702)	1,190	/ m
Head Start (section 639, Head Start Act)	\$14,560	\$14,560	\$67,120	(\$52,560)	11,333	/ n



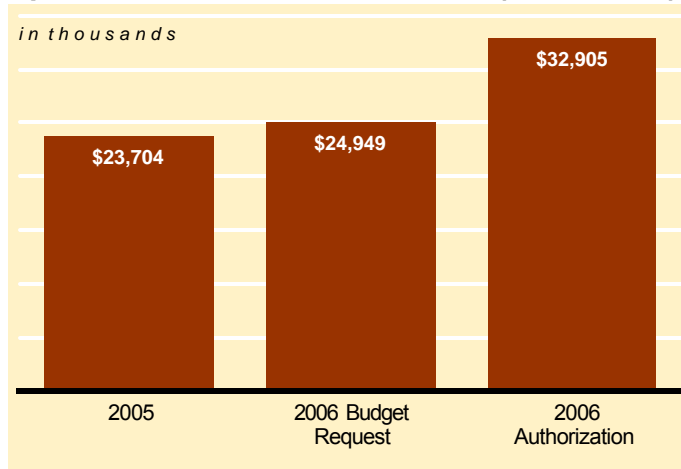
Ted Poe

Congressional District 2, Texas

Grants to Local Educational Agencies (TITLE I-A)




Special Education Grants to States (IDEA Part B)



(dollars in thousands)

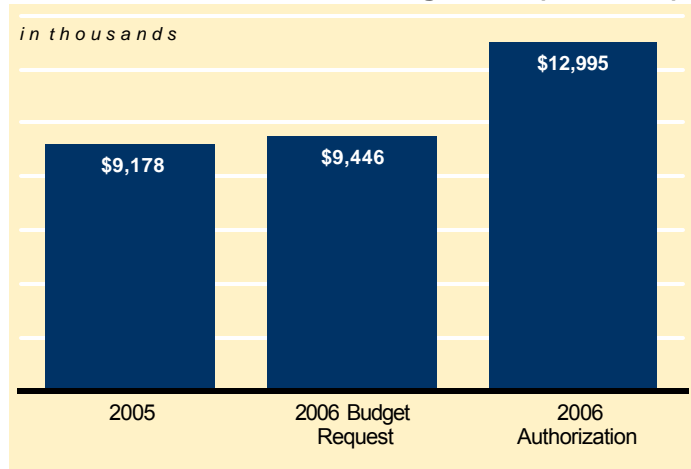
Federal Program	2005	2006 Budget Request	2006 Authorization	Funding Shortfall: Request vs. Authorization	Students Unserved or Teachers Unhired Due to Funding Shortfall	Notes
NO CHILD LEFT BEHIND (NCLB) ACT PROGRAMS						
Grants to Local Educational Agencies (ESEA Title I-A)	\$29,153	\$30,429	\$46,405	(\$15,976)	10,502	/ a
Impact Aid Basic Support Payments (ESEA VIII 8003(b))	\$190	\$192	\$312	(\$120)	115	/ b
Improving Teacher Quality State Grants (ESEA II-A)	\$6,566	\$6,566	\$7,161	(\$596)	18	/ c
Educational Technology State Grants (ESEA II-D-1 and 2)	\$610	\$0	\$1,233	(\$1,233)	25,542	/ d
21st Century Community Learning Centers (ESEA IV-B)	n/a	n/a	n/a	n/a	n/a	/ e
State Grants for Innovative Programs (ESEA V-A)	\$415	\$209	\$1,216	(\$1,007)	100,964	/ f
Rural Education (ESEA VI-B)	\$541	\$541	\$952	(\$412)	3,964	/ g
Safe and Drug-Free Schools/Communities (ESEA IV-A-1)	\$761	\$0	\$1,132	(\$1,132)	123,401	/ h
English Language Acquisition State Grants (ESEA III-A)	\$616	\$664	\$780	(\$116)	606	/ i
Subtotal, NCLB Act Programs	\$38,851	\$38,601	\$59,192	(\$20,591)	(non additive)	
Special Education Grants to States (IDEA Part B-611)	\$23,704	\$24,949	\$32,905	(\$7,955)	3,991	/ j
Vocational Education State Grants (VTEA Title I)	\$1,945	\$0	\$6,000	(\$6,000)	24,081	/ k
Federal Pell Grants (HEA IV-A-1)	\$19,650	\$20,710	\$31,301	(\$10,591)	2,691	/ l
Supplemental Educational Opportunity Grants (HEA IV-A-3)	\$465	\$465	\$2,040	(\$1,575)	641	/ m
Federal Work-Study (HEA IV-C)	\$566	\$566	\$1,955	(\$1,390)	352	/ m
Head Start (section 639, Head Start Act)	\$12,927	\$12,927	\$59,592	(\$46,666)	10,062	/ n



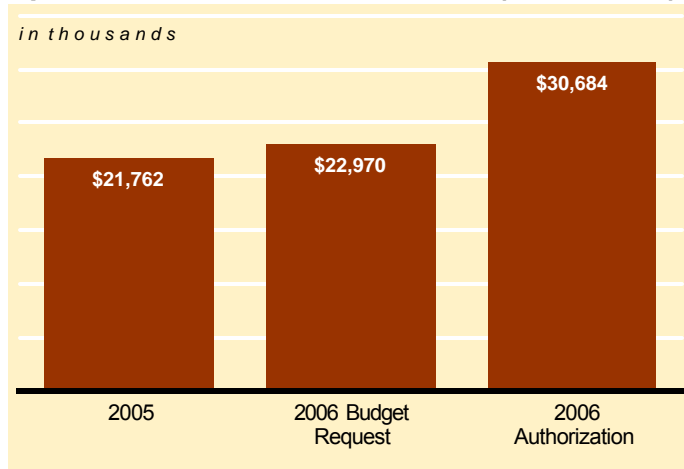
Sam Johnson

Congressional District 3, Texas

Grants to Local Educational Agencies (TITLE I-A)



Special Education Grants to States (IDEA Part B)



(dollars in thousands)

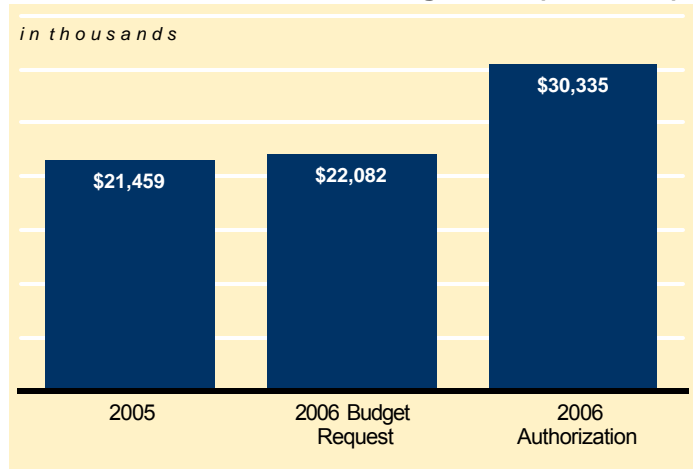
Federal Program	2005	2006 Budget Request	2006 Authorization	Funding Shortfall: Request vs. Authorization	Students Unserviced Due to Funding Shortfall	Notes
NO CHILD LEFT BEHIND (NCLB) ACT PROGRAMS						
Grants to Local Educational Agencies (ESEA Title I-A)	\$9,178	\$9,446	\$12,995	(\$3,549)	3,722	/ a
Impact Aid Basic Support Payments (ESEA VIII 8003(b))	\$0	\$0	\$0	\$0	0	/ b
Improving Teacher Quality State Grants (ESEA II-A)	\$3,454	\$3,454	\$3,751	(\$297)	9	/ c
Educational Technology State Grants (ESEA II-D-1 and 2)	\$216	\$0	\$437	(\$437)	9,051	/ d
21st Century Community Learning Centers (ESEA IV-B)	n/a	n/a	n/a	n/a	n/a	/ e
State Grants for Innovative Programs (ESEA V-A)	\$373	\$188	\$1,092	(\$904)	108,916	/ f
Rural Education (ESEA VI-B)	\$0	\$0	\$0	\$0	0	/ g
Safe and Drug-Free Schools/Communities (ESEA IV-A-1)	\$489	\$0	\$728	(\$728)	133,120	/ h
English Language Acquisition State Grants (ESEA III-A)	\$1,328	\$1,432	\$2,897	(\$1,465)	1,307	/ i
Subtotal, NCLB Act Programs	\$15,039	\$14,519	\$21,900	(\$7,381)	(non additive)	
Special Education Grants to States (IDEA Part B-611)	\$21,762	\$22,970	\$30,684	(\$7,714)	3,407	/ j
Vocational Education State Grants (VTEA Title I)	\$968	\$0	\$2,985	(\$2,985)	11,982	/ k
Federal Pell Grants (HEA IV-A-1)	\$9,116	\$9,608	\$14,522	(\$4,914)	1,248	/ l
Supplemental Educational Opportunity Grants (HEA IV-A-3)	\$383	\$383	\$1,681	(\$1,298)	528	/ m
Federal Work-Study (HEA IV-C)	\$485	\$485	\$1,676	(\$1,191)	301	/ m
Head Start (section 639, Head Start Act)	\$5,651	\$5,651	\$26,051	(\$20,400)	4,399	/ n



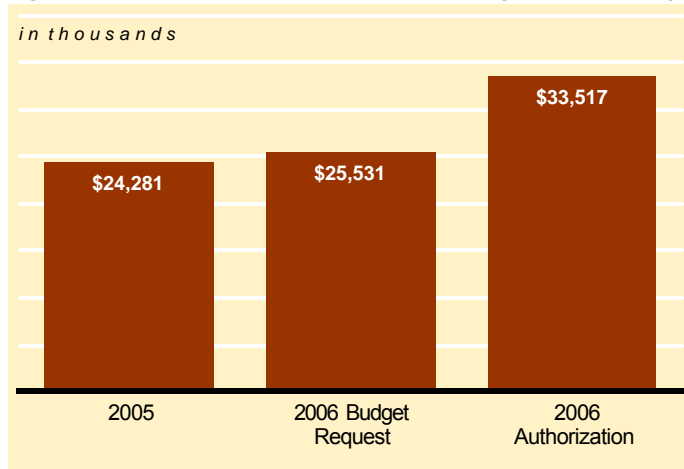
Ralph M. Hall

Congressional District 4, Texas

Grants to Local Educational Agencies (TITLE I-A)



Special Education Grants to States (IDEA Part B)



(dollars in thousands)

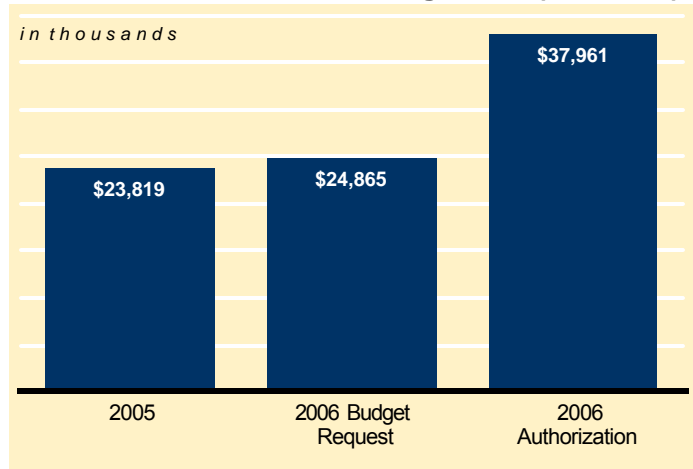
Federal Program	2005	2006 Budget Request	2006 Authorization	Funding Shortfall: Request vs. Authorization	Students Unserved or Teachers Unhired Due to Funding Shortfall	Notes
NO CHILD LEFT BEHIND (NCLB) ACT PROGRAMS						
Grants to Local Educational Agencies (ESEA Title I-A)	\$21,459	\$22,082	\$30,335	(\$8,253)	8,654	/ a
Impact Aid Basic Support Payments (ESEA VIII 8003(b))	\$0	\$0	\$0	\$0	0	/ b
Improving Teacher Quality State Grants (ESEA II-A)	\$5,741	\$5,741	\$6,257	(\$516)	16	/ c
Educational Technology State Grants (ESEA II-D-1 and 2)	\$503	\$0	\$1,016	(\$1,016)	21,047	/ d
21st Century Community Learning Centers (ESEA IV-B)	n/a	n/a	n/a	n/a	n/a	/ e
State Grants for Innovative Programs (ESEA V-A)	\$358	\$180	\$1,049	(\$868)	104,569	/ f
Rural Education (ESEA VI-B)	\$572	\$572	\$1,008	(\$436)	4,196	/ g
Safe and Drug-Free Schools/Communities (ESEA IV-A-1)	\$691	\$0	\$1,029	(\$1,029)	127,807	/ h
English Language Acquisition State Grants (ESEA III-A)	\$833	\$897	\$1,054	(\$157)	819	/ i
Subtotal, NCLB Act Programs	\$30,156	\$29,473	\$41,748	(\$12,275)	(non additive)	
Special Education Grants to States (IDEA Part B-611)	\$24,281	\$25,531	\$33,517	(\$7,986)	4,190	/ j
Vocational Education State Grants (VTEA Title I)	\$2,091	\$0	\$6,451	(\$6,451)	25,892	/ k
Federal Pell Grants (HEA IV-A-1)	\$28,952	\$30,514	\$46,119	(\$15,605)	3,965	/ l
Supplemental Educational Opportunity Grants (HEA IV-A-3)	\$1,702	\$1,702	\$7,470	(\$5,768)	2,347	/ m
Federal Work-Study (HEA IV-C)	\$1,475	\$1,475	\$5,096	(\$3,622)	916	/ m
Head Start (section 639, Head Start Act)	\$10,912	\$10,912	\$50,303	(\$39,391)	8,494	/ n



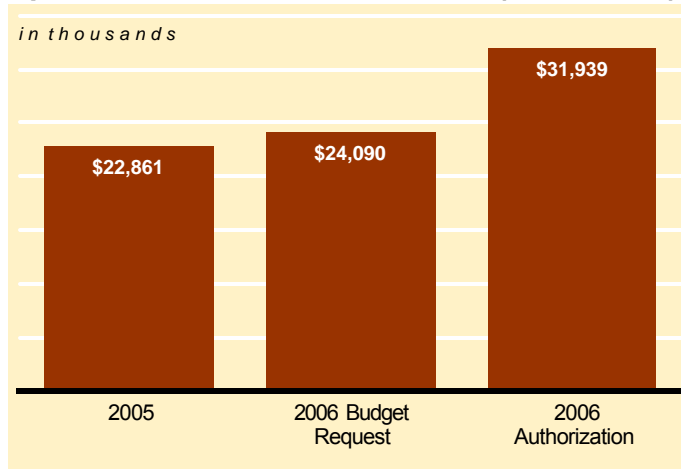
Jeb Hensarling

Congressional District 5, Texas

Grants to Local Educational Agencies (TITLE I-A)



Special Education Grants to States (IDEA Part B)



(dollars in thousands)

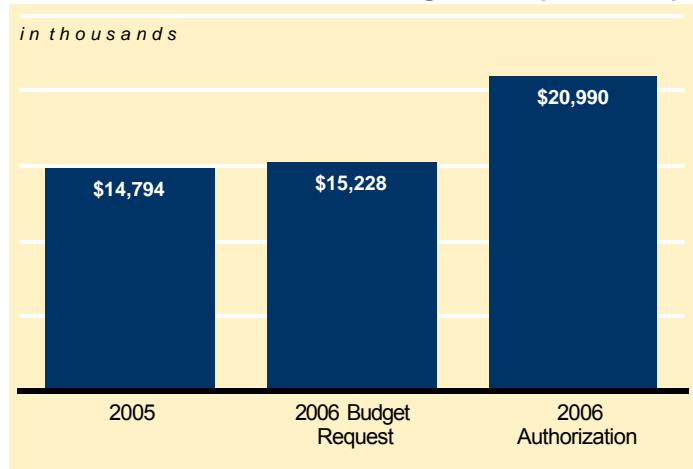
Federal Program	2005	2006 Budget Request	2006 Authorization	Funding Shortfall: Request vs. Authorization	Students Unserved or Teachers Unhired Due to Funding Shortfall	Notes
NO CHILD LEFT BEHIND (NCLB) ACT PROGRAMS						
Grants to Local Educational Agencies (ESEA Title I-A)	\$23,819	\$24,865	\$37,961	(\$13,096)	8,609	/ a
Impact Aid Basic Support Payments (ESEA VIII 8003(b))	\$1	\$1	\$2	(\$1)	20	/ b
Improving Teacher Quality State Grants (ESEA II-A)	\$5,691	\$5,691	\$6,204	(\$513)	16	/ c
Educational Technology State Grants (ESEA II-D-1 and 2)	\$500	\$0	\$1,010	(\$1,010)	20,938	/ d
21st Century Community Learning Centers (ESEA IV-B)	n/a	n/a	n/a	n/a	n/a	/ e
State Grants for Innovative Programs (ESEA V-A)	\$351	\$177	\$1,029	(\$852)	102,599	/ f
Rural Education (ESEA VI-B)	\$407	\$407	\$717	(\$310)	2,985	/ g
Safe and Drug-Free Schools/Communities (ESEA IV-A-1)	\$683	\$0	\$1,017	(\$1,017)	125,398	/ h
English Language Acquisition State Grants (ESEA III-A)	\$1,218	\$1,313	\$1,542	(\$229)	1,199	/ i
Subtotal, NCLB Act Programs	\$32,672	\$32,454	\$49,482	(\$17,028)	(non additive)	
Special Education Grants to States (IDEA Part B-611)	\$22,861	\$24,090	\$31,939	(\$7,849)	3,738	/ j
Vocational Education State Grants (VTEA Title I)	\$1,396	\$0	\$4,308	(\$4,308)	17,289	/ k
Federal Pell Grants (HEA IV-A-1)	\$9,054	\$9,543	\$14,423	(\$4,880)	1,240	/ l
Supplemental Educational Opportunity Grants (HEA IV-A-3)	\$192	\$192	\$840	(\$649)	264	/ m
Federal Work-Study (HEA IV-C)	\$225	\$225	\$778	(\$553)	140	/ m
Head Start (section 639, Head Start Act)	\$11,015	\$11,015	\$50,781	(\$39,765)	8,574	/ n



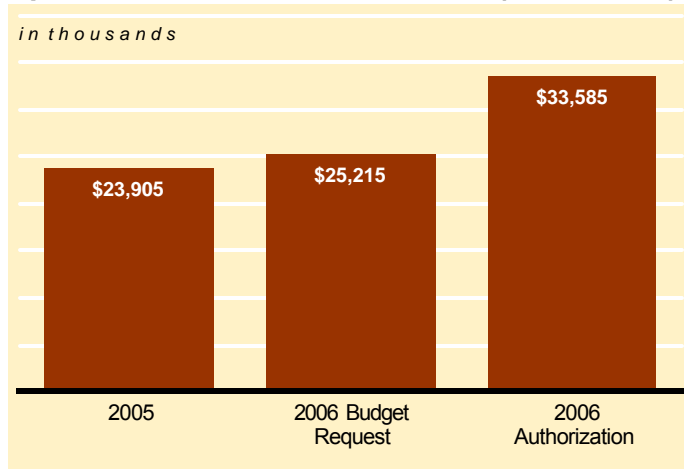
Joe Barton

Congressional District 6, Texas

Grants to Local Educational Agencies (TITLE I-A)



Special Education Grants to States (IDEA Part B)



(dollars in thousands)

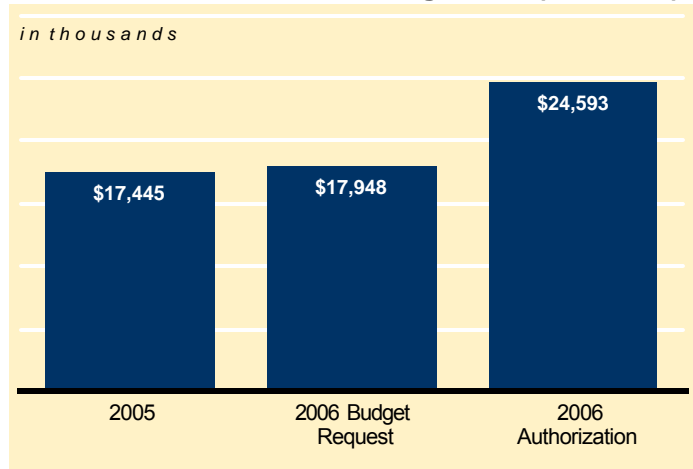
Federal Program	2005	2006 Budget Request	2006 Authorization	Funding Shortfall: Request vs. Authorization	Students Unserved or Teachers Unhired Due to Funding Shortfall	Notes
NO CHILD LEFT BEHIND (NCLB) ACT PROGRAMS						
Grants to Local Educational Agencies (ESEA Title I-A)	\$14,794	\$15,228	\$20,990	(\$5,762)	6,042	/ a
Impact Aid Basic Support Payments (ESEA VIII 8003(b))	\$0	\$0	\$0	\$0	0	/ b
Improving Teacher Quality State Grants (ESEA II-A)	\$4,650	\$4,650	\$5,058	(\$409)	12	/ c
Educational Technology State Grants (ESEA II-D-1 and 2)	\$351	\$0	\$709	(\$709)	14,693	/ d
21st Century Community Learning Centers (ESEA IV-B)	n/a	n/a	n/a	n/a	n/a	/ e
State Grants for Innovative Programs (ESEA V-A)	\$393	\$198	\$1,151	(\$953)	114,751	/ f
Rural Education (ESEA VI-B)	\$312	\$312	\$550	(\$238)	2,290	/ g
Safe and Drug-Free Schools/Communities (ESEA IV-A-1)	\$608	\$0	\$905	(\$905)	140,252	/ h
English Language Acquisition State Grants (ESEA III-A)	\$1,019	\$1,098	\$1,290	(\$192)	1,002	/ i
Subtotal, NCLB Act Programs	\$22,126	\$21,486	\$30,653	(\$9,167)	(non additive)	
Special Education Grants to States (IDEA Part B-611)	\$23,905	\$25,215	\$33,585	(\$8,369)	3,807	/ j
Vocational Education State Grants (VTEA Title I)	\$1,731	\$0	\$5,341	(\$5,341)	21,436	/ k
Federal Pell Grants (HEA IV-A-1)	\$24,495	\$25,817	\$39,019	(\$13,203)	3,354	/ l
Supplemental Educational Opportunity Grants (HEA IV-A-3)	\$1,077	\$1,077	\$4,725	(\$3,648)	1,485	/ m
Federal Work-Study (HEA IV-C)	\$2,050	\$2,050	\$7,086	(\$5,036)	1,274	/ m
Head Start (section 639, Head Start Act)	\$7,789	\$7,789	\$35,906	(\$28,117)	6,063	/ n



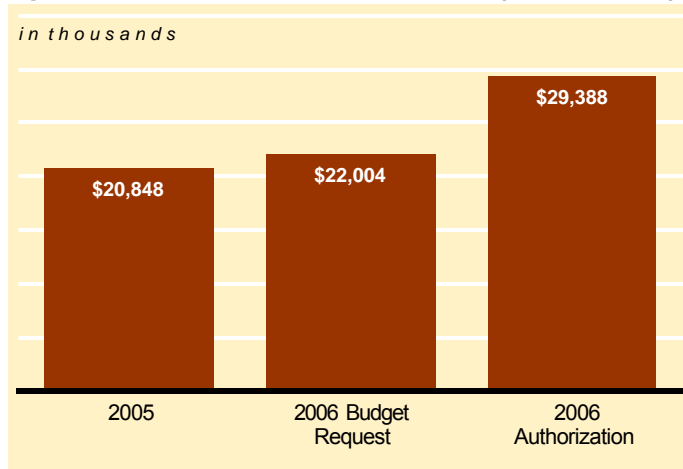
John Abney Culberson

Congressional District 7, Texas

Grants to Local Educational Agencies (TITLE I-A)



Special Education Grants to States (IDEA Part B)



(dollars in thousands)

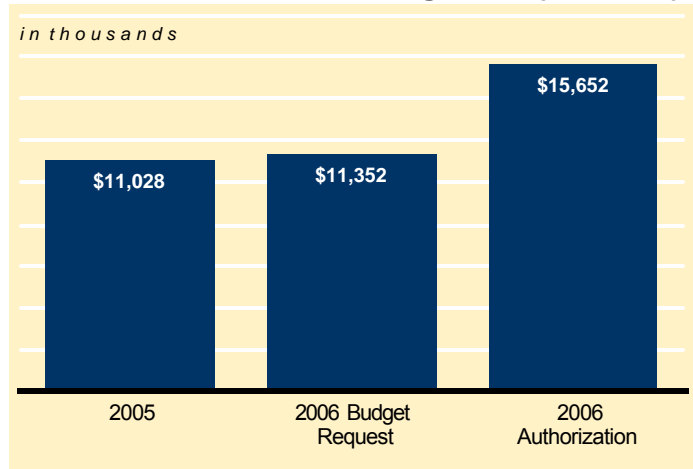
Federal Program	2005	2006 Budget Request	2006 Authorization	Funding Shortfall: Request vs. Authorization	Students Unserved or Teachers Unhired Due to Funding Shortfall	Notes
NO CHILD LEFT BEHIND (NCLB) ACT PROGRAMS						
Grants to Local Educational Agencies (ESEA Title I-A)	\$17,445	\$17,948	\$24,593	(\$6,645)	6,968	/ a
Impact Aid Basic Support Payments (ESEA VIII 8003(b))	\$0	\$0	\$0	\$0	0	/ b
Improving Teacher Quality State Grants (ESEA II-A)	\$4,842	\$4,842	\$5,274	(\$432)	13	/ c
Educational Technology State Grants (ESEA II-D-1 and 2)	\$405	\$0	\$818	(\$818)	16,947	/ d
21st Century Community Learning Centers (ESEA IV-B)	n/a	n/a	n/a	n/a	n/a	/ e
State Grants for Innovative Programs (ESEA V-A)	\$337	\$170	\$987	(\$817)	98,451	/ f
Rural Education (ESEA VI-B)	\$0	\$0	\$0	\$0	0	/ g
Safe and Drug-Free Schools/Communities (ESEA IV-A-1)	\$599	\$0	\$892	(\$892)	120,330	/ h
English Language Acquisition State Grants (ESEA III-A)	\$2,373	\$2,557	\$3,449	(\$893)	2,334	/ i
Subtotal, NCLB Act Programs	\$26,000	\$25,516	\$36,014	(\$10,498)	(non additive)	
Special Education Grants to States (IDEA Part B-611)	\$20,848	\$22,004	\$29,388	(\$7,384)	3,267	/ j
Vocational Education State Grants (VTEA Title I)	\$1,313	\$0	\$4,050	(\$4,050)	16,255	/ k
Federal Pell Grants (HEA IV-A-1)	\$11,479	\$12,099	\$18,286	(\$6,187)	1,572	/ l
Supplemental Educational Opportunity Grants (HEA IV-A-3)	\$444	\$444	\$1,949	(\$1,505)	612	/ m
Federal Work-Study (HEA IV-C)	\$336	\$336	\$1,162	(\$826)	209	/ m
Head Start (section 639, Head Start Act)	\$9,946	\$9,946	\$45,853	(\$35,907)	7,742	/ n



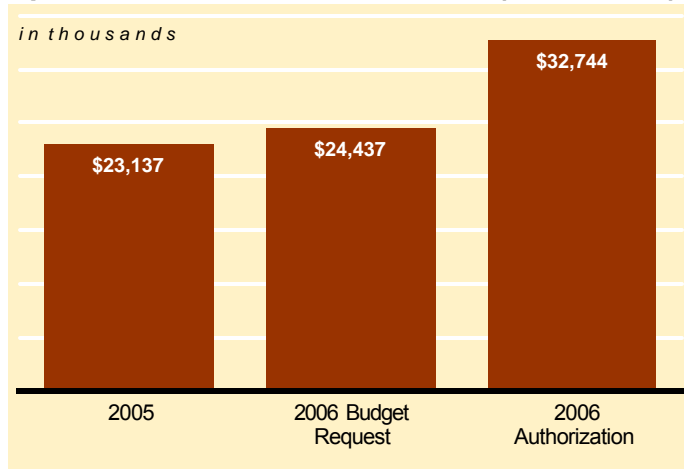
Kevin Brady

Congressional District 8, Texas

Grants to Local Educational Agencies (TITLE I-A)



Special Education Grants to States (IDEA Part B)



(dollars in thousands)

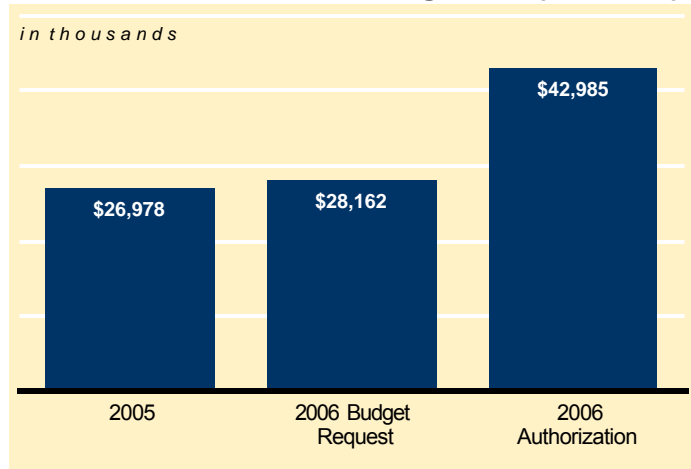
Federal Program	2005	2006 Budget Request	2006 Authorization	Funding Shortfall: Request vs. Authorization	Students Unserved or Teachers Unhired Due to Funding Shortfall	Notes
NO CHILD LEFT BEHIND (NCLB) ACT PROGRAMS						
Grants to Local Educational Agencies (ESEA Title I-A)	\$11,028	\$11,352	\$15,652	(\$4,300)	4,508	/ a
Impact Aid Basic Support Payments (ESEA VIII 8003(b))	\$0	\$0	\$0	\$0	0	/ b
Improving Teacher Quality State Grants (ESEA II-A)	\$3,941	\$3,941	\$4,281	(\$340)	10	/ c
Educational Technology State Grants (ESEA II-D-1 and 2)	\$262	\$0	\$529	(\$529)	10,965	/ d
21st Century Community Learning Centers (ESEA IV-B)	n/a	n/a	n/a	n/a	n/a	/ e
State Grants for Innovative Programs (ESEA V-A)	\$398	\$201	\$1,168	(\$967)	116,436	/ f
Rural Education (ESEA VI-B)	\$11	\$11	\$19	(\$8)	81	/ g
Safe and Drug-Free Schools/Communities (ESEA IV-A-1)	\$546	\$0	\$813	(\$813)	142,311	/ h
English Language Acquisition State Grants (ESEA III-A)	\$909	\$979	\$988	(\$8)	894	/ i
Subtotal, NCLB Act Programs	\$17,095	\$16,484	\$23,450	(\$6,966)	(non additive)	
Special Education Grants to States (IDEA Part B-611)	\$23,137	\$24,437	\$32,744	(\$8,307)	3,555	/ j
Vocational Education State Grants (VTEA Title I)	\$817	\$0	\$2,520	(\$2,520)	10,115	/ k
Federal Pell Grants (HEA IV-A-1)	\$749	\$789	\$1,193	(\$404)	103	/ l
Supplemental Educational Opportunity Grants (HEA IV-A-3)	\$0	\$0	\$0	\$0	0	/ m
Federal Work-Study (HEA IV-C)	\$0	\$0	\$0	\$0	0	/ m
Head Start (section 639, Head Start Act)	\$6,331	\$6,331	\$29,185	(\$22,854)	4,928	/ n



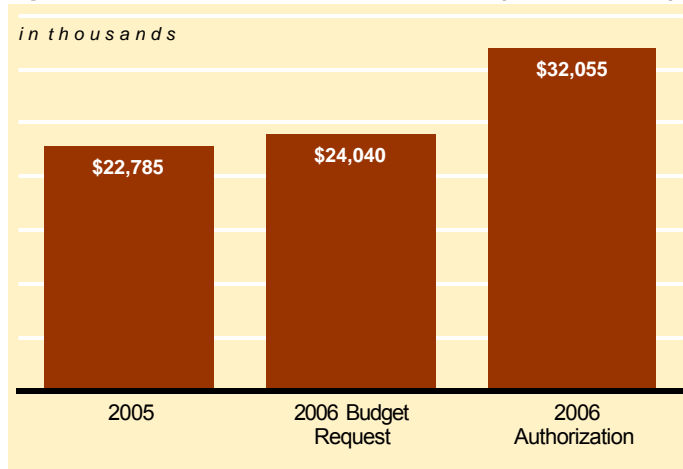
Al Green

Congressional District 9, Texas

Grants to Local Educational Agencies (TITLE I-A)



Special Education Grants to States (IDEA Part B)



(dollars in thousands)

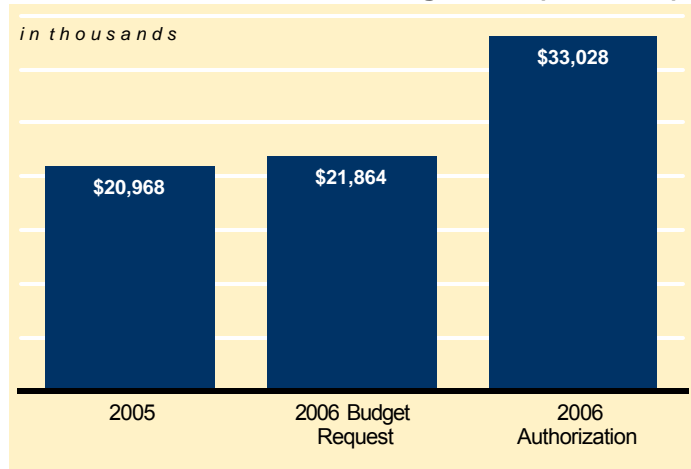
Federal Program	2005	2006 Budget Request	2006 Authorization	Funding Shortfall: Request vs. Authorization	Students Unserved or Teachers Unhired Due to Funding Shortfall	Notes
NO CHILD LEFT BEHIND (NCLB) ACT PROGRAMS						
Grants to Local Educational Agencies (ESEA Title I-A)	\$26,978	\$28,162	\$42,985	(\$14,823)	9,745	/ a
Impact Aid Basic Support Payments (ESEA VIII 8003(b))	\$59	\$59	\$96	(\$37)	916	/ b
Improving Teacher Quality State Grants (ESEA II-A)	\$6,237	\$6,237	\$6,801	(\$564)	17	/ c
Educational Technology State Grants (ESEA II-D-1 and 2)	\$566	\$0	\$1,144	(\$1,144)	23,700	/ d
21st Century Community Learning Centers (ESEA IV-B)	n/a	n/a	n/a	n/a	n/a	/ e
State Grants for Innovative Programs (ESEA V-A)	\$353	\$178	\$1,034	(\$856)	103,145	/ f
Rural Education (ESEA VI-B)	\$80	\$80	\$141	(\$61)	587	/ g
Safe and Drug-Free Schools/Communities (ESEA IV-A-1)	\$734	\$0	\$1,093	(\$1,093)	126,066	/ h
English Language Acquisition State Grants (ESEA III-A)	\$928	\$1,000	\$502	\$498	913	/ i
Subtotal, NCLB Act Programs	\$35,935	\$35,717	\$53,796	(\$18,080)	(non additive)	
Special Education Grants to States (IDEA Part B-611)	\$22,785	\$24,040	\$32,055	(\$8,015)	3,605	/ j
Vocational Education State Grants (VTEA Title I)	\$1,946	\$0	\$6,004	(\$6,004)	24,099	/ k
Federal Pell Grants (HEA IV-A-1)	\$22,089	\$23,281	\$35,187	(\$11,906)	3,025	/ l
Supplemental Educational Opportunity Grants (HEA IV-A-3)	\$782	\$782	\$3,429	(\$2,648)	1,078	/ m
Federal Work-Study (HEA IV-C)	\$1,036	\$1,036	\$3,580	(\$2,544)	644	/ m
Head Start (section 639, Head Start Act)	\$12,388	\$12,388	\$57,110	(\$44,722)	9,643	/ n



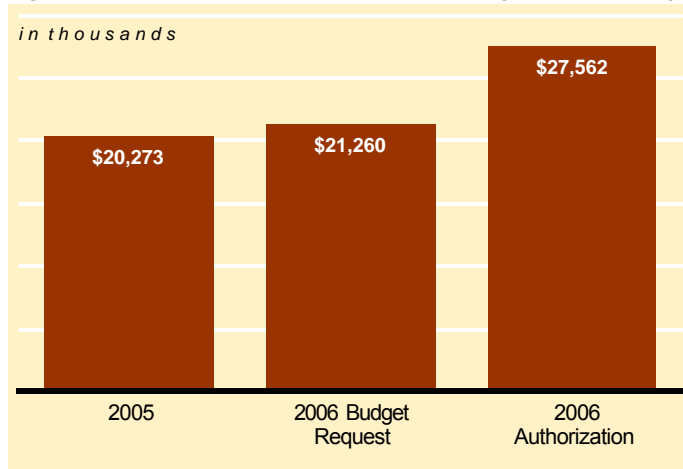
Michael T. McCaul

Congressional District 10, Texas

Grants to Local Educational Agencies (TITLE I-A)



Special Education Grants to States (IDEA Part B)



(dollars in thousands)

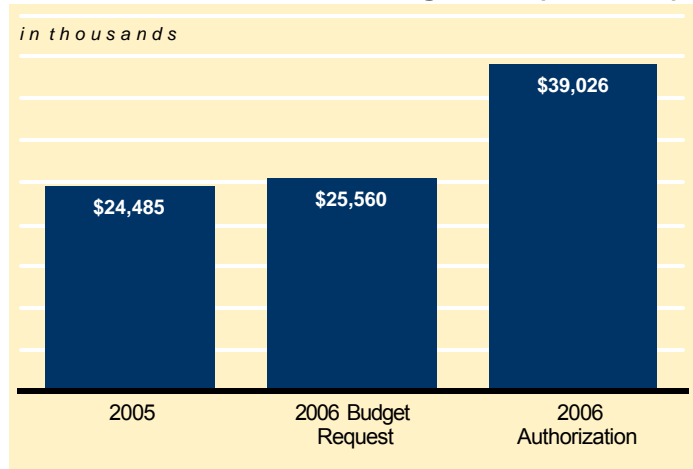
Federal Program	2005	2006 Budget Request	2006 Authorization	Funding Shortfall: Request vs. Authorization	Students Unserved or Teachers Unhired Due to Funding Shortfall	Notes
NO CHILD LEFT BEHIND (NCLB) ACT PROGRAMS						
Grants to Local Educational Agencies (ESEA Title I-A)	\$20,968	\$21,864	\$33,028	(\$11,164)	7,339	/ a
Impact Aid Basic Support Payments (ESEA VIII 8003(b))	\$0	\$0	\$0	\$0	0	/ b
Improving Teacher Quality State Grants (ESEA II-A)	\$4,766	\$4,766	\$5,198	(\$431)	13	/ c
Educational Technology State Grants (ESEA II-D-1 and 2)	\$426	\$0	\$861	(\$861)	17,850	/ d
21st Century Community Learning Centers (ESEA IV-B)	n/a	n/a	n/a	n/a	n/a	/ e
State Grants for Innovative Programs (ESEA V-A)	\$279	\$141	\$819	(\$678)	81,656	/ f
Rural Education (ESEA VI-B)	\$0	\$0	\$0	\$0	0	/ g
Safe and Drug-Free Schools/Communities (ESEA IV-A-1)	\$565	\$0	\$841	(\$841)	99,802	/ h
English Language Acquisition State Grants (ESEA III-A)	\$1,986	\$2,140	\$2,104	\$36	1,954	/ i
Subtotal, NCLB Act Programs	\$28,991	\$28,911	\$42,851	(\$13,940)	(non additive)	
Special Education Grants to States (IDEA Part B-611)	\$20,273	\$21,260	\$27,562	(\$6,302)	3,727	/ j
Vocational Education State Grants (VTEA Title I)	\$2,615	\$0	\$8,070	(\$8,070)	32,388	/ k
Federal Pell Grants (HEA IV-A-1)	\$48,827	\$51,462	\$77,779	(\$26,318)	6,686	/ l
Supplemental Educational Opportunity Grants (HEA IV-A-3)	\$2,565	\$2,565	\$11,254	(\$8,689)	3,536	/ m
Federal Work-Study (HEA IV-C)	\$3,097	\$3,097	\$10,703	(\$7,606)	1,924	/ m
Head Start (section 639, Head Start Act)	\$11,535	\$11,535	\$53,176	(\$41,641)	8,979	/ n



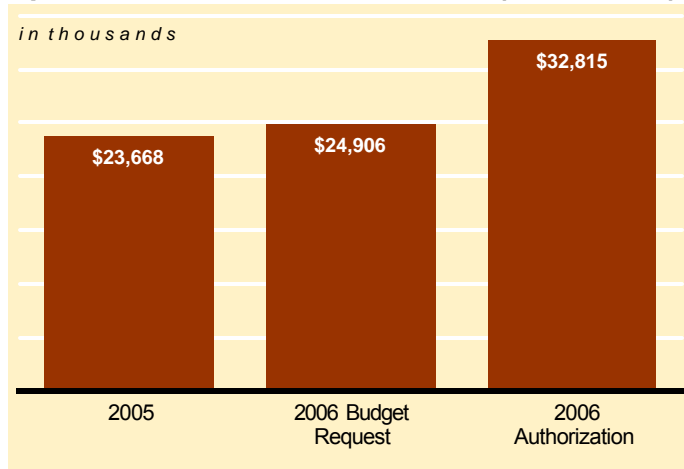
K. Michael Conaway

Congressional District 11, Texas

Grants to Local Educational Agencies (TITLE I-A)



Special Education Grants to States (IDEA Part B)



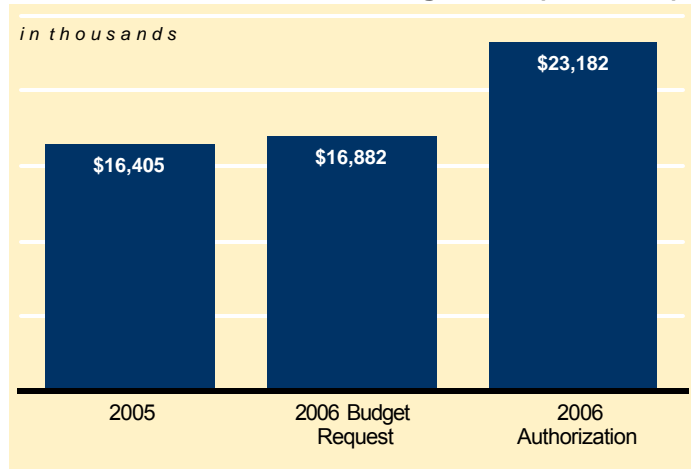
(dollars in thousands)

Federal Program	2005	2006 Budget Request	2006 Authorization	Funding Shortfall: Request vs. Authorization	Students Unserved or Teachers Unhired Due to Funding Shortfall	Notes
NO CHILD LEFT BEHIND (NCLB) ACT PROGRAMS						
Grants to Local Educational Agencies (ESEA Title I-A)	\$24,485	\$25,560	\$39,026	(\$13,466)	8,852	/ a
Impact Aid Basic Support Payments (ESEA VIII 8003(b))	\$48,375	\$49,045	\$79,533	(\$30,488)	7,882	/ b
Improving Teacher Quality State Grants (ESEA II-A)	\$5,814	\$5,814	\$6,338	(\$524)	16	/ c
Educational Technology State Grants (ESEA II-D-1 and 2)	\$514	\$0	\$1,039	(\$1,039)	21,529	/ d
21st Century Community Learning Centers (ESEA IV-B)	n/a	n/a	n/a	n/a	n/a	/ e
State Grants for Innovative Programs (ESEA V-A)	\$353	\$178	\$1,034	(\$856)	103,084	/ f
Rural Education (ESEA VI-B)	\$679	\$679	\$1,197	(\$518)	4,982	/ g
Safe and Drug-Free Schools/Communities (ESEA IV-A-1)	\$695	\$0	\$1,035	(\$1,035)	125,991	/ h
English Language Acquisition State Grants (ESEA III-A)	\$809	\$872	\$1,024	(\$152)	796	/ i
Subtotal, NCLB Act Programs	\$81,724	\$82,148	\$130,225	(\$48,078)	(non additive)	
Special Education Grants to States (IDEA Part B-611)	\$23,668	\$24,906	\$32,815	(\$7,909)	4,006	/ j
Vocational Education State Grants (VTEA Title I)	\$2,349	\$0	\$7,249	(\$7,249)	29,092	/ k
Federal Pell Grants (HEA IV-A-1)	\$35,361	\$37,269	\$56,329	(\$19,060)	4,842	/ l
Supplemental Educational Opportunity Grants (HEA IV-A-3)	\$1,793	\$1,793	\$7,867	(\$6,074)	2,472	/ m
Federal Work-Study (HEA IV-C)	\$2,264	\$2,264	\$7,825	(\$5,561)	1,407	/ m
Head Start (section 639, Head Start Act)	\$13,203	\$13,203	\$60,865	(\$47,662)	10,277	/ n

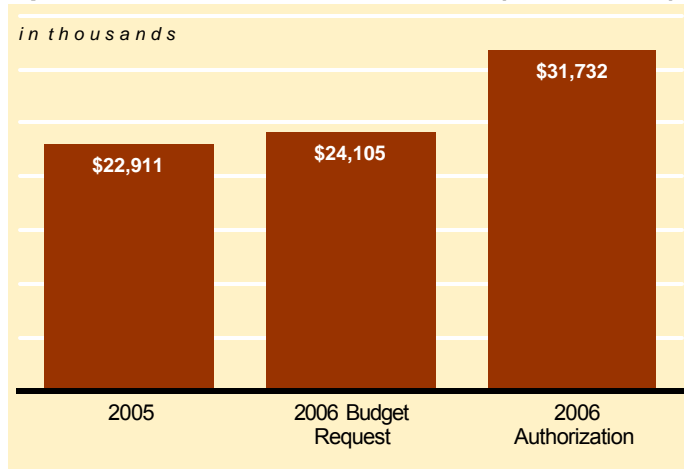
Kay Granger

Congressional District 12, Texas

Grants to Local Educational Agencies (TITLE I-A)



Special Education Grants to States (IDEA Part B)



(dollars in thousands)

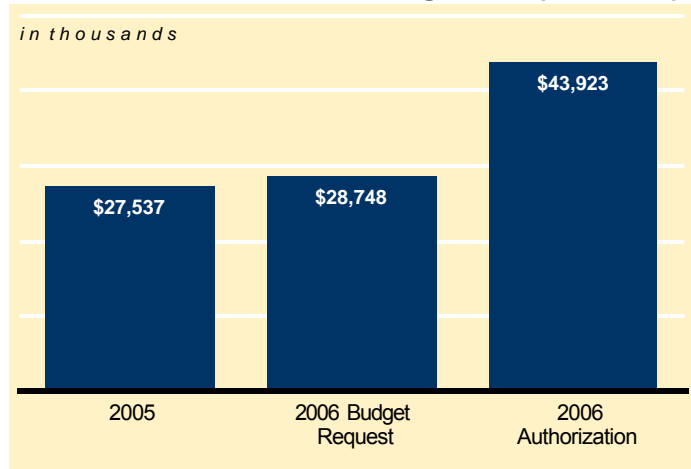
Federal Program	2005	2006 Budget Request	2006 Authorization	Funding Shortfall: Request vs. Authorization	Students Unserved or Teachers Unhired Due to Funding Shortfall	Notes
NO CHILD LEFT BEHIND (NCLB) ACT PROGRAMS						
Grants to Local Educational Agencies (ESEA Title I-A)	\$16,405	\$16,882	\$23,182	(\$6,300)	6,606	/ a
Impact Aid Basic Support Payments (ESEA VIII 8003(b))	\$8	\$9	\$14	(\$5)	204	/ b
Improving Teacher Quality State Grants (ESEA II-A)	\$4,739	\$4,739	\$5,161	(\$422)	13	/ c
Educational Technology State Grants (ESEA II-D-1 and 2)	\$384	\$0	\$775	(\$775)	16,066	/ d
21st Century Community Learning Centers (ESEA IV-B)	n/a	n/a	n/a	n/a	n/a	/ e
State Grants for Innovative Programs (ESEA V-A)	\$351	\$177	\$1,030	(\$853)	102,698	/ f
Rural Education (ESEA VI-B)	\$59	\$59	\$104	(\$45)	431	/ g
Safe and Drug-Free Schools/Communities (ESEA IV-A-1)	\$596	\$0	\$888	(\$888)	125,519	/ h
English Language Acquisition State Grants (ESEA III-A)	\$1,316	\$1,419	\$1,708	(\$290)	1,295	/ i
Subtotal, NCLB Act Programs	\$23,859	\$23,283	\$32,861	(\$9,577)	(non additive)	
Special Education Grants to States (IDEA Part B-611)	\$22,911	\$24,105	\$31,732	(\$7,627)	3,896	/ j
Vocational Education State Grants (VTEA Title I)	\$1,598	\$0	\$4,932	(\$4,932)	19,794	/ k
Federal Pell Grants (HEA IV-A-1)	\$20,137	\$21,224	\$32,078	(\$10,854)	2,757	/ l
Supplemental Educational Opportunity Grants (HEA IV-A-3)	\$973	\$973	\$4,270	(\$3,297)	1,342	/ m
Federal Work-Study (HEA IV-C)	\$940	\$940	\$3,247	(\$2,308)	584	/ m
Head Start (section 639, Head Start Act)	\$9,357	\$9,357	\$43,135	(\$33,778)	7,283	/ n



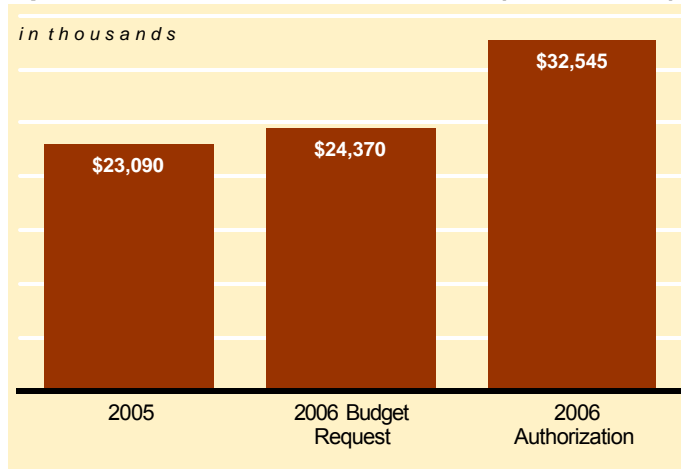
Mac Thornberry

Congressional District 13, Texas

Grants to Local Educational Agencies (TITLE I-A)



Special Education Grants to States (IDEA Part B)



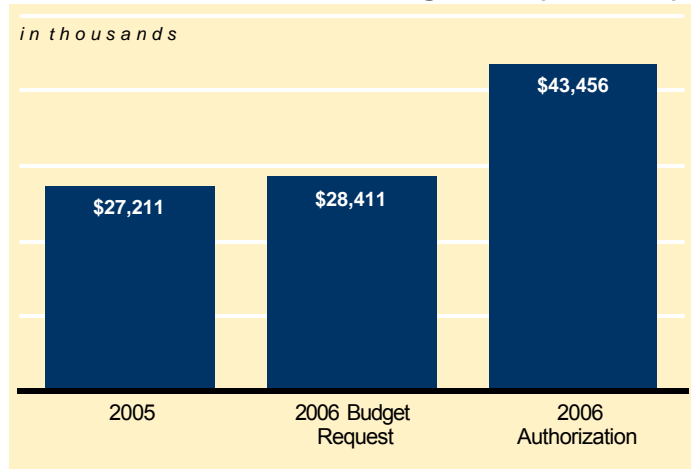
(dollars in thousands)

Federal Program	2005	2006 Budget Request	2006 Authorization	Funding Shortfall: Request vs. Authorization	Students Unserved or Teachers Unhired Due to Funding Shortfall	Notes
NO CHILD LEFT BEHIND (NCLB) ACT PROGRAMS						
Grants to Local Educational Agencies (ESEA Title I-A)	\$27,537	\$28,748	\$43,923	(\$15,176)	9,976	/ a
Impact Aid Basic Support Payments (ESEA VIII 8003(b))	\$1,943	\$1,970	\$3,195	(\$1,225)	979	/ b
Improving Teacher Quality State Grants (ESEA II-A)	\$6,380	\$6,380	\$6,956	(\$577)	18	/ c
Educational Technology State Grants (ESEA II-D-1 and 2)	\$580	\$0	\$1,171	(\$1,171)	24,263	/ d
21st Century Community Learning Centers (ESEA IV-B)	n/a	n/a	n/a	n/a	n/a	/ e
State Grants for Innovative Programs (ESEA V-A)	\$360	\$181	\$1,054	(\$873)	105,143	/ f
Rural Education (ESEA VI-B)	\$1,451	\$1,451	\$2,556	(\$1,105)	10,638	/ g
Safe and Drug-Free Schools/Communities (ESEA IV-A-1)	\$750	\$0	\$1,117	(\$1,117)	128,508	/ h
English Language Acquisition State Grants (ESEA III-A)	\$1,058	\$1,140	\$1,339	(\$199)	1,041	/ i
Subtotal, NCLB Act Programs	\$40,058	\$39,870	\$61,312	(\$21,442)	(non additive)	
Special Education Grants to States (IDEA Part B-611)	\$23,090	\$24,370	\$32,545	(\$8,175)	3,621	/ j
Vocational Education State Grants (VTEA Title I)	\$2,158	\$0	\$6,657	(\$6,657)	26,718	/ k
Federal Pell Grants (HEA IV-A-1)	\$26,714	\$28,155	\$42,554	(\$14,399)	3,658	/ l
Supplemental Educational Opportunity Grants (HEA IV-A-3)	\$628	\$628	\$2,754	(\$2,127)	866	/ m
Federal Work-Study (HEA IV-C)	\$880	\$880	\$3,042	(\$2,162)	547	/ m
Head Start (section 639, Head Start Act)	\$14,063	\$14,063	\$64,830	(\$50,767)	10,947	/ n

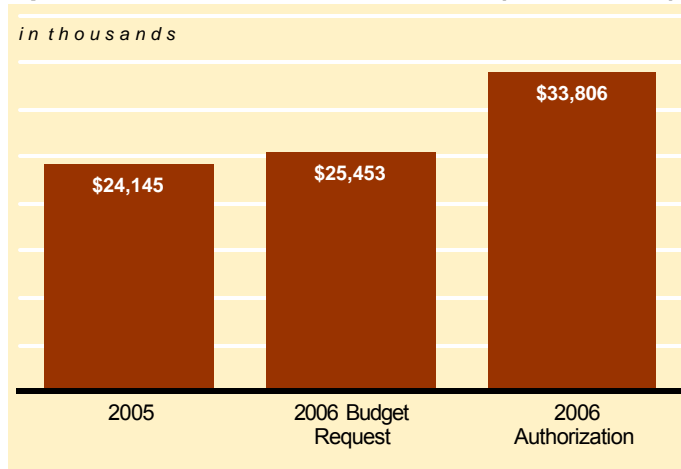
Ron Paul

Congressional District 14, Texas

Grants to Local Educational Agencies (TITLE I-A)



Special Education Grants to States (IDEA Part B)



(dollars in thousands)

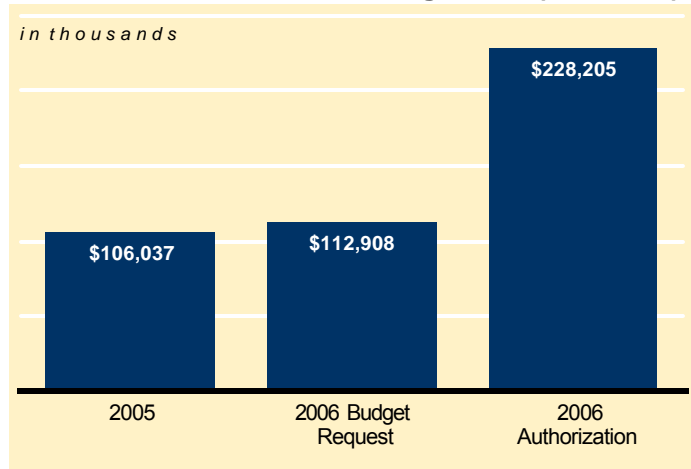
Federal Program	2005	2006 Budget Request	2006 Authorization	Funding Shortfall: Request vs. Authorization	Students Unserviced Due to Funding Shortfall	Notes
NO CHILD LEFT BEHIND (NCLB) ACT PROGRAMS						
Grants to Local Educational Agencies (ESEA Title I-A)	\$27,211	\$28,411	\$43,456	(\$15,045)	9,890	/ a
Impact Aid Basic Support Payments (ESEA VIII 8003(b))	\$193	\$196	\$317	(\$122)	489	/ b
Improving Teacher Quality State Grants (ESEA II-A)	\$6,381	\$6,381	\$6,957	(\$576)	18	/ c
Educational Technology State Grants (ESEA II-D-1 and 2)	\$575	\$0	\$1,161	(\$1,161)	24,054	/ d
21st Century Community Learning Centers (ESEA IV-B)	n/a	n/a	n/a	n/a	n/a	/ e
State Grants for Innovative Programs (ESEA V-A)	\$369	\$186	\$1,082	(\$896)	107,947	/ f
Rural Education (ESEA VI-B)	\$318	\$318	\$561	(\$243)	2,335	/ g
Safe and Drug-Free Schools/Communities (ESEA IV-A-1)	\$755	\$0	\$1,124	(\$1,124)	131,936	/ h
English Language Acquisition State Grants (ESEA III-A)	\$1,199	\$1,292	\$1,517	(\$226)	1,179	/ i
Subtotal, NCLB Act Programs	\$37,001	\$36,784	\$56,176	(\$19,392)	(non additive)	
Special Education Grants to States (IDEA Part B-611)	\$24,145	\$25,453	\$33,806	(\$8,353)	3,909	/ j
Vocational Education State Grants (VTEA Title I)	\$2,066	\$0	\$6,376	(\$6,376)	25,590	/ k
Federal Pell Grants (HEA IV-A-1)	\$24,223	\$25,530	\$38,586	(\$13,056)	3,317	/ l
Supplemental Educational Opportunity Grants (HEA IV-A-3)	\$1,115	\$1,115	\$4,892	(\$3,777)	1,537	/ m
Federal Work-Study (HEA IV-C)	\$1,173	\$1,173	\$4,054	(\$2,881)	729	/ m
Head Start (section 639, Head Start Act)	\$12,488	\$12,488	\$57,569	(\$45,082)	9,721	/ n



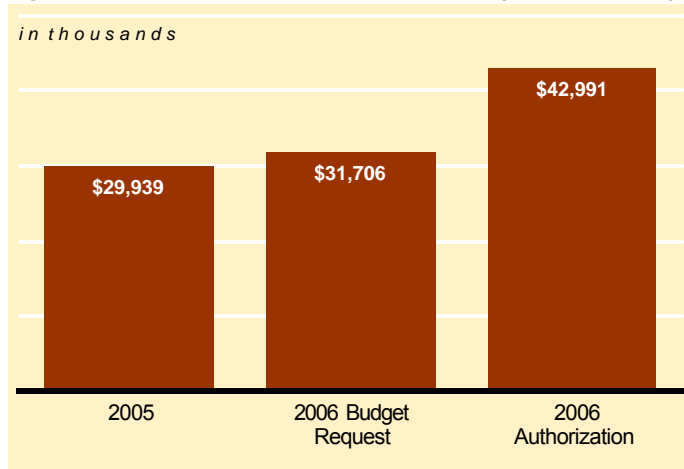
Ruben Hinojosa

Congressional District 15, Texas

Grants to Local Educational Agencies (TITLE I-A)




Special Education Grants to States (IDEA Part B)



(dollars in thousands)

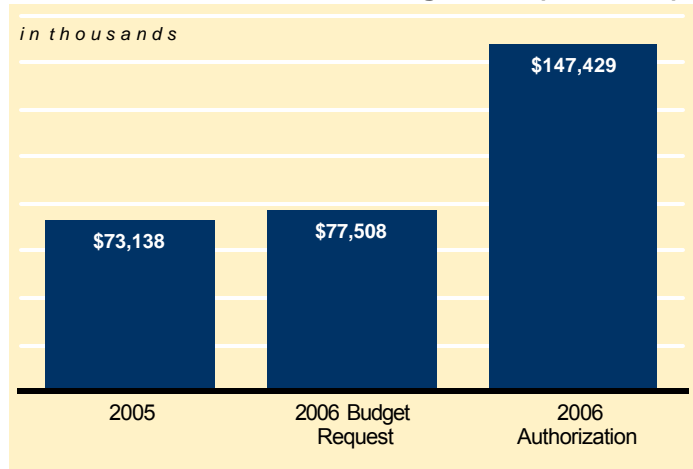
Federal Program	2005	2006 Budget Request	2006 Authorization	Funding Shortfall: Request vs. Authorization	Students Unserviced or Teachers Unhired Due to Funding Shortfall	Notes
NO CHILD LEFT BEHIND (NCLB) ACT PROGRAMS						
Grants to Local Educational Agencies (ESEA Title I-A)	\$106,037	\$112,908	\$228,205	(\$115,297)	25,732	/ a
Impact Aid Basic Support Payments (ESEA VIII 8003(b))	\$276	\$280	\$453	(\$174)	962	/ b
Improving Teacher Quality State Grants (ESEA II-A)	\$14,197	\$14,197	\$15,513	(\$1,316)	40	/ c
Educational Technology State Grants (ESEA II-D-1 and 2)	\$1,495	\$0	\$3,020	(\$3,020)	62,582	/ d
21st Century Community Learning Centers (ESEA IV-B)	n/a	n/a	n/a	n/a	n/a	/ e
State Grants for Innovative Programs (ESEA V-A)	\$597	\$301	\$1,751	(\$1,450)	124,761	/ f
Rural Education (ESEA VI-B)	\$172	\$172	\$302	(\$131)	1,258	/ g
Safe and Drug-Free Schools/Communities (ESEA IV-A-1)	\$1,495	\$0	\$2,226	(\$2,226)	152,486	/ h
English Language Acquisition State Grants (ESEA III-A)	\$5,246	\$5,653	\$6,640	(\$987)	5,161	/ i
Subtotal, NCLB Act Programs	\$129,515	\$133,511	\$258,111	(\$124,599)	(non additive)	
Special Education Grants to States (IDEA Part B-611)	\$29,939	\$31,706	\$42,991	(\$11,286)	4,265	/ j
Vocational Education State Grants (VTEA Title I)	\$5,306	\$0	\$16,372	(\$16,372)	65,709	/ k
Federal Pell Grants (HEA IV-A-1)	\$80,757	\$85,115	\$128,643	(\$43,528)	11,058	/ l
Supplemental Educational Opportunity Grants (HEA IV-A-3)	\$2,057	\$2,057	\$9,027	(\$6,970)	2,837	/ m
Federal Work-Study (HEA IV-C)	\$2,462	\$2,462	\$8,508	(\$6,046)	1,530	/ m
Head Start (section 639, Head Start Act)	\$32,594	\$32,594	\$150,256	(\$117,663)	25,371	/ n



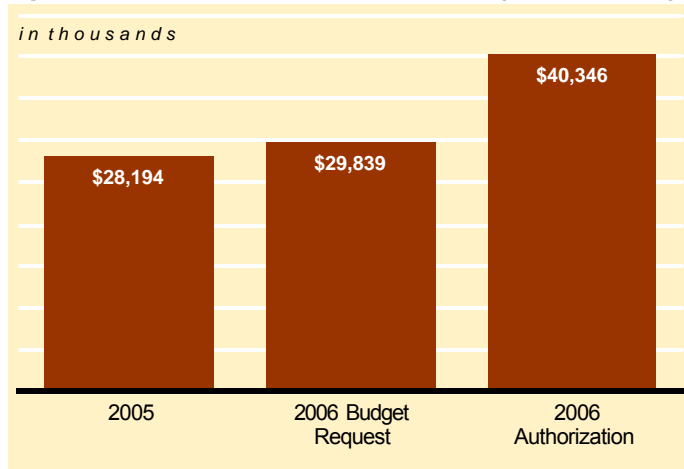
Silvestre Reyes

Congressional District 16, Texas

Grants to Local Educational Agencies (TITLE I-A)



Special Education Grants to States (IDEA Part B)



(dollars in thousands)

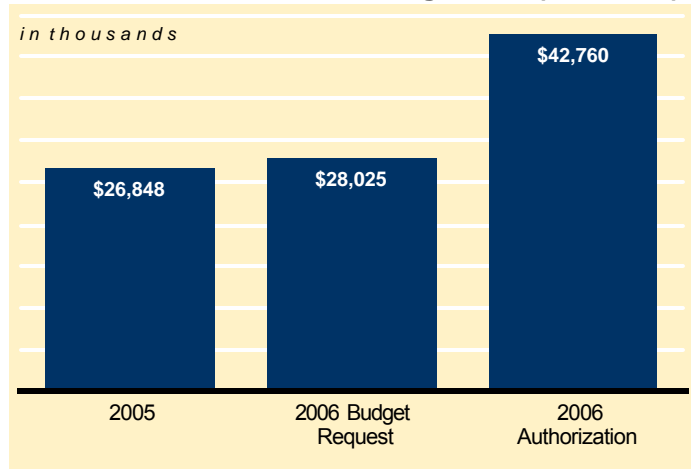
Federal Program	2005	2006 Budget Request	2006 Authorization	Funding Shortfall: Request vs. Authorization	Students Unserved or Teachers Unhired Due to Funding Shortfall	Notes
NO CHILD LEFT BEHIND (NCLB) ACT PROGRAMS						
Grants to Local Educational Agencies (ESEA Title I-A)	\$73,138	\$77,508	\$147,429	(\$69,921)	20,011	/ a
Impact Aid Basic Support Payments (ESEA VIII 8003(b))	\$2,556	\$2,592	\$4,203	(\$1,611)	4,137	/ b
Improving Teacher Quality State Grants (ESEA II-A)	\$11,436	\$11,436	\$12,488	(\$1,052)	32	/ c
Educational Technology State Grants (ESEA II-D-1 and 2)	\$1,162	\$0	\$2,349	(\$2,349)	48,667	/ d
21st Century Community Learning Centers (ESEA IV-B)	n/a	n/a	n/a	n/a	n/a	/ e
State Grants for Innovative Programs (ESEA V-A)	\$553	\$279	\$1,621	(\$1,342)	122,884	/ f
Rural Education (ESEA VI-B)	\$0	\$0	\$0	\$0	0	/ g
Safe and Drug-Free Schools/Communities (ESEA IV-A-1)	\$1,240	\$0	\$1,847	(\$1,847)	150,191	/ h
English Language Acquisition State Grants (ESEA III-A)	\$5,486	\$5,912	\$4,405	\$1,507	5,397	/ i
Subtotal, NCLB Act Programs	\$95,572	\$97,726	\$174,341	(\$76,614)	(non additive)	
Special Education Grants to States (IDEA Part B-611)	\$28,194	\$29,839	\$40,346	(\$10,507)	4,092	/ j
Vocational Education State Grants (VTEA Title I)	\$4,575	\$0	\$14,115	(\$14,115)	56,649	/ k
Federal Pell Grants (HEA IV-A-1)	\$73,879	\$77,866	\$117,687	(\$39,821)	10,117	/ l
Supplemental Educational Opportunity Grants (HEA IV-A-3)	\$2,018	\$2,018	\$8,854	(\$6,836)	2,782	/ m
Federal Work-Study (HEA IV-C)	\$1,972	\$1,972	\$6,816	(\$4,844)	1,226	/ m
Head Start (section 639, Head Start Act)	\$23,786	\$23,786	\$109,653	(\$85,867)	18,515	/ n



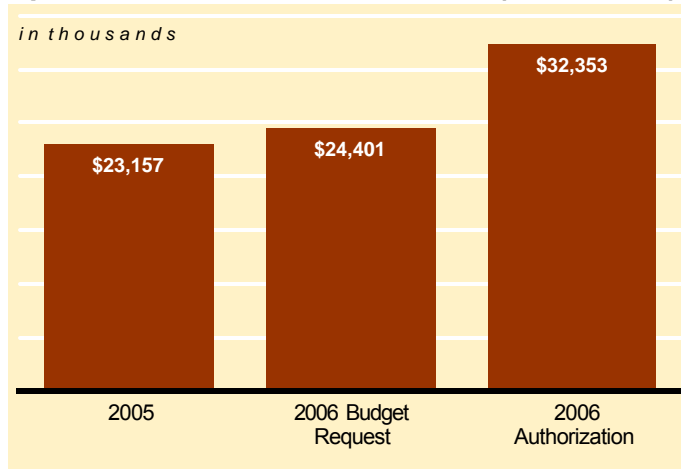
Chet Edwards

Congressional District 17, Texas

Grants to Local Educational Agencies (TITLE I-A)




Special Education Grants to States (IDEA Part B)



(dollars in thousands)

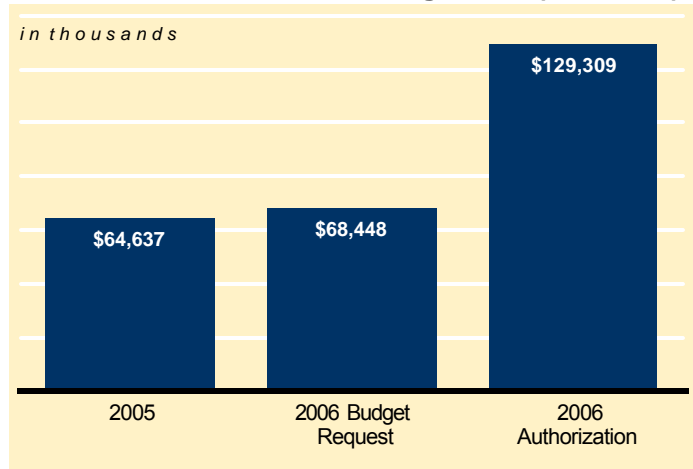
Federal Program	2005	2006 Budget Request	2006 Authorization	Funding Shortfall: Request vs. Authorization	Students Unserved or Teachers Unhired Due to Funding Shortfall	Notes
NO CHILD LEFT BEHIND (NCLB) ACT PROGRAMS						
Grants to Local Educational Agencies (ESEA Title I-A)	\$26,848	\$28,025	\$42,760	(\$14,735)	9,687	/ a
Impact Aid Basic Support Payments (ESEA VIII 8003(b))	\$982	\$995	\$1,614	(\$619)	1,136	/ b
Improving Teacher Quality State Grants (ESEA II-A)	\$6,197	\$6,197	\$6,756	(\$560)	17	/ c
Educational Technology State Grants (ESEA II-D-1 and 2)	\$563	\$0	\$1,137	(\$1,137)	23,559	/ d
21st Century Community Learning Centers (ESEA IV-B)	n/a	n/a	n/a	n/a	n/a	/ e
State Grants for Innovative Programs (ESEA V-A)	\$350	\$176	\$1,026	(\$849)	102,301	/ f
Rural Education (ESEA VI-B)	\$1,475	\$1,475	\$2,598	(\$1,123)	10,814	/ g
Safe and Drug-Free Schools/Communities (ESEA IV-A-1)	\$729	\$0	\$1,085	(\$1,085)	125,034	/ h
English Language Acquisition State Grants (ESEA III-A)	\$842	\$907	\$1,065	(\$158)	828	/ i
Subtotal, NCLB Act Programs	\$37,984	\$37,775	\$58,042	(\$20,268)	(non additive)	
Special Education Grants to States (IDEA Part B-611)	\$23,157	\$24,401	\$32,353	(\$7,952)	3,786	/ j
Vocational Education State Grants (VTEA Title I)	\$2,305	\$0	\$7,111	(\$7,111)	28,538	/ k
Federal Pell Grants (HEA IV-A-1)	\$31,812	\$33,529	\$50,676	(\$17,147)	4,356	/ l
Supplemental Educational Opportunity Grants (HEA IV-A-3)	\$1,313	\$1,313	\$5,760	(\$4,447)	1,810	/ m
Federal Work-Study (HEA IV-C)	\$1,555	\$1,555	\$5,374	(\$3,819)	966	/ m
Head Start (section 639, Head Start Act)	\$12,834	\$12,834	\$59,164	(\$46,330)	9,990	/ n



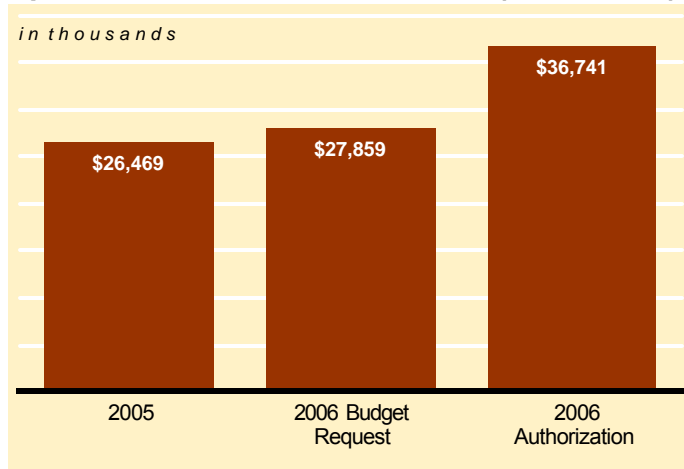
Sheila Jackson-Lee

Congressional District 18, Texas

Grants to Local Educational Agencies (TITLE I-A)



Special Education Grants to States (IDEA Part B)



(dollars in thousands)

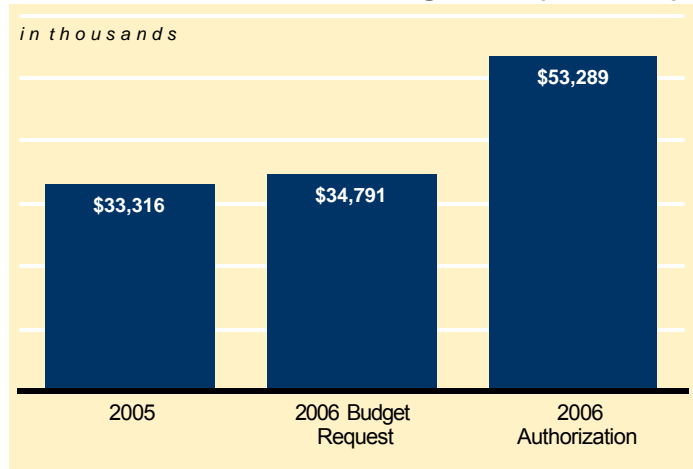
Federal Program	2005	2006 Budget Request	2006 Authorization	Funding Shortfall: Request vs. Authorization	Students Unserved or Teachers Unhired Due to Funding Shortfall	Notes
NO CHILD LEFT BEHIND (NCLB) ACT PROGRAMS						
Grants to Local Educational Agencies (ESEA Title I-A)	\$64,637	\$68,448	\$129,309	(\$60,862)	17,418	/ a
Impact Aid Basic Support Payments (ESEA VIII 8003(b))	\$0	\$0	\$0	\$0	0	/ b
Improving Teacher Quality State Grants (ESEA II-A)	\$9,899	\$9,899	\$10,812	(\$913)	28	/ c
Educational Technology State Grants (ESEA II-D-1 and 2)	\$1,012	\$0	\$2,044	(\$2,044)	42,361	/ d
21st Century Community Learning Centers (ESEA IV-B)	n/a	n/a	n/a	n/a	n/a	/ e
State Grants for Innovative Programs (ESEA V-A)	\$468	\$236	\$1,371	(\$1,135)	103,018	/ f
Rural Education (ESEA VI-B)	\$0	\$0	\$0	\$0	0	/ g
Safe and Drug-Free Schools/Communities (ESEA IV-A-1)	\$1,068	\$0	\$1,590	(\$1,590)	125,911	/ h
English Language Acquisition State Grants (ESEA III-A)	\$2,462	\$2,653	\$2,828	(\$175)	2,422	/ i
Subtotal, NCLB Act Programs	\$79,546	\$81,236	\$147,956	(\$66,720)	(non additive)	
Special Education Grants to States (IDEA Part B-611)	\$26,469	\$27,859	\$36,741	(\$8,882)	4,457	/ j
Vocational Education State Grants (VTEA Title I)	\$4,742	\$0	\$14,630	(\$14,630)	58,718	/ k
Federal Pell Grants (HEA IV-A-1)	\$87,570	\$92,296	\$139,497	(\$47,201)	11,991	/ l
Supplemental Educational Opportunity Grants (HEA IV-A-3)	\$3,702	\$3,702	\$16,243	(\$12,541)	5,104	/ m
Federal Work-Study (HEA IV-C)	\$4,843	\$4,843	\$16,737	(\$11,894)	3,009	/ m
Head Start (section 639, Head Start Act)	\$21,384	\$21,384	\$98,582	(\$77,198)	16,646	/ n



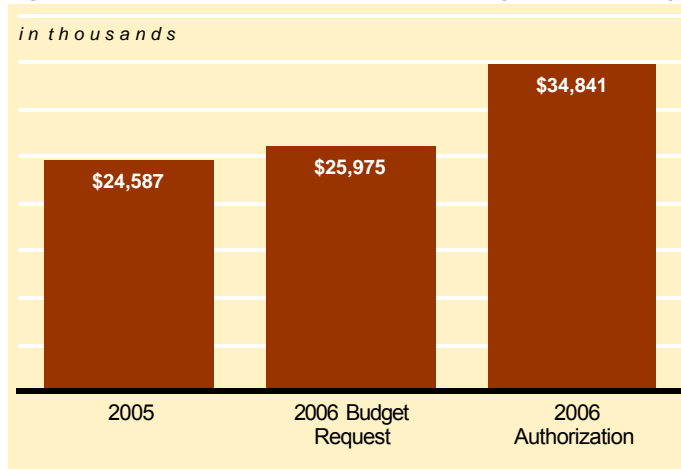
Randy Neugebauer

Congressional District 19, Texas

Grants to Local Educational Agencies (TITLE I-A)



Special Education Grants to States (IDEA Part B)



(dollars in thousands)

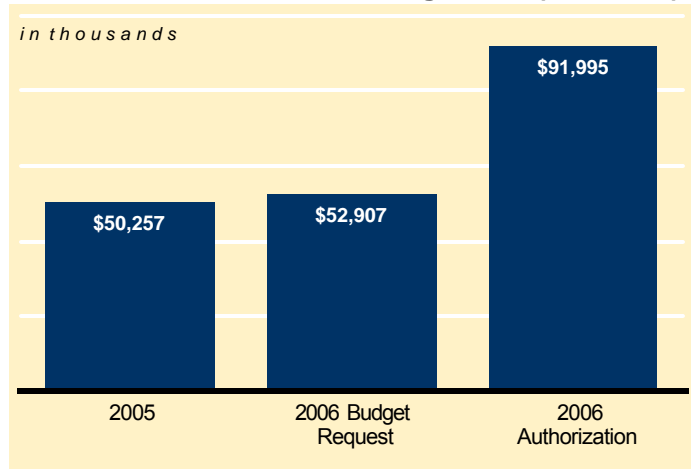
Federal Program	2005	2006 Budget Request	2006 Authorization	Funding Shortfall: Request vs. Authorization	Students Unserviced Due to Funding Shortfall	Notes
NO CHILD LEFT BEHIND (NCLB) ACT PROGRAMS						
Grants to Local Educational Agencies (ESEA Title I-A)	\$33,316	\$34,791	\$53,289	(\$18,498)	12,160	/ a
Impact Aid Basic Support Payments (ESEA VIII 8003(b))	\$0	\$0	\$0	\$0	0	/ b
Improving Teacher Quality State Grants (ESEA II-A)	\$7,522	\$7,522	\$8,205	(\$683)	21	/ c
Educational Technology State Grants (ESEA II-D-1 and 2)	\$706	\$0	\$1,427	(\$1,427)	29,575	/ d
21st Century Community Learning Centers (ESEA IV-B)	n/a	n/a	n/a	n/a	n/a	/ e
State Grants for Innovative Programs (ESEA V-A)	\$463	\$233	\$1,357	(\$1,123)	111,746	/ f
Rural Education (ESEA VI-B)	\$412	\$412	\$726	(\$314)	3,022	/ g
Safe and Drug-Free Schools/Communities (ESEA IV-A-1)	\$865	\$0	\$1,288	(\$1,288)	136,578	/ h
English Language Acquisition State Grants (ESEA III-A)	\$1,512	\$1,630	\$1,914	(\$284)	1,488	/ i
Subtotal, NCLB Act Programs	\$44,797	\$44,588	\$68,206	(\$23,618)	(non additive)	
Special Education Grants to States (IDEA Part B-611)	\$24,587	\$25,975	\$34,841	(\$8,866)	3,754	/ j
Vocational Education State Grants (VTEA Title I)	\$3,030	\$0	\$9,348	(\$9,348)	37,517	/ k
Federal Pell Grants (HEA IV-A-1)	\$46,575	\$49,089	\$74,193	(\$25,104)	6,378	/ l
Supplemental Educational Opportunity Grants (HEA IV-A-3)	\$1,728	\$1,728	\$7,582	(\$5,854)	2,383	/ m
Federal Work-Study (HEA IV-C)	\$2,244	\$2,244	\$7,755	(\$5,511)	1,394	/ m
Head Start (section 639, Head Start Act)	\$16,536	\$16,536	\$76,230	(\$59,694)	12,872	/ n



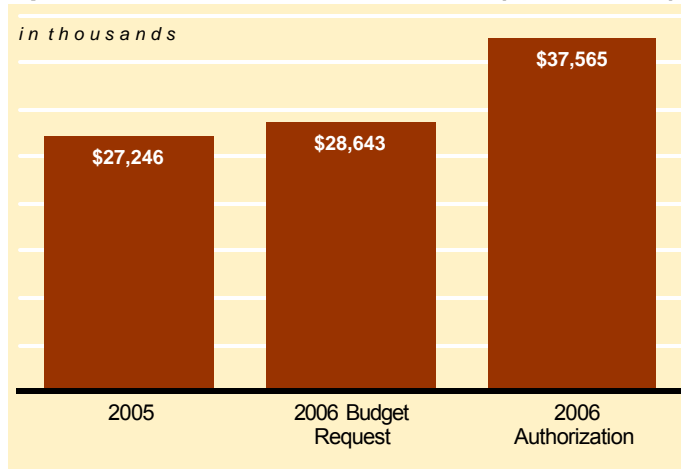
Charles A. Gonzalez

Congressional District 20, Texas

Grants to Local Educational Agencies (TITLE I-A)



Special Education Grants to States (IDEA Part B)



(dollars in thousands)

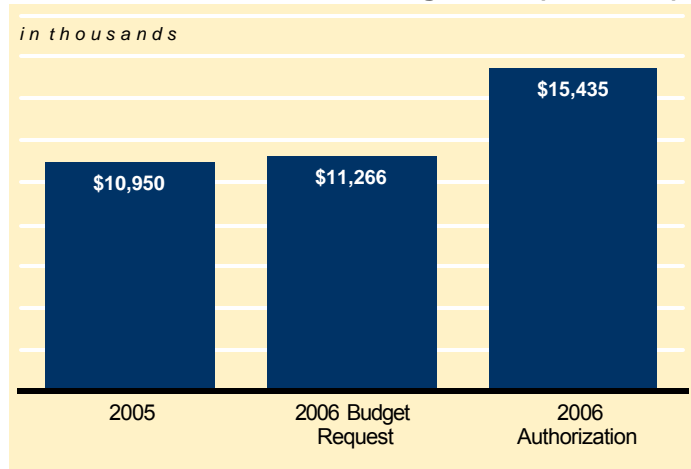
Federal Program	2005	2006 Budget Request	2006 Authorization	Funding Shortfall: Request vs. Authorization	Students Unserved or Teachers Unhired Due to Funding Shortfall	Notes
NO CHILD LEFT BEHIND (NCLB) ACT PROGRAMS						
Grants to Local Educational Agencies (ESEA Title I-A)	\$50,257	\$52,907	\$91,995	(\$39,087)	15,587	/ a
Impact Aid Basic Support Payments (ESEA VIII 8003(b))	\$12,943	\$13,123	\$21,280	(\$8,158)	3,561	/ b
Improving Teacher Quality State Grants (ESEA II-A)	\$9,084	\$9,084	\$9,919	(\$835)	25	/ c
Educational Technology State Grants (ESEA II-D-1 and 2)	\$905	\$0	\$1,829	(\$1,829)	37,908	/ d
21st Century Community Learning Centers (ESEA IV-B)	n/a	n/a	n/a	n/a	n/a	/ e
State Grants for Innovative Programs (ESEA V-A)	\$468	\$236	\$1,373	(\$1,137)	106,732	/ f
Rural Education (ESEA VI-B)	\$0	\$0	\$0	\$0	0	/ g
Safe and Drug-Free Schools/Communities (ESEA IV-A-1)	\$999	\$0	\$1,488	(\$1,488)	130,451	/ h
English Language Acquisition State Grants (ESEA III-A)	\$2,593	\$2,795	\$1,348	\$1,447	2,551	/ i
Subtotal, NCLB Act Programs	\$77,252	\$78,145	\$129,232	(\$51,086)	(non additive)	
Special Education Grants to States (IDEA Part B-611)	\$27,246	\$28,643	\$37,565	(\$8,922)	4,726	/ j
Vocational Education State Grants (VTEA Title I)	\$4,631	\$0	\$14,289	(\$14,289)	57,350	/ k
Federal Pell Grants (HEA IV-A-1)	\$87,614	\$92,341	\$139,565	(\$47,224)	11,997	/ l
Supplemental Educational Opportunity Grants (HEA IV-A-3)	\$3,441	\$3,441	\$15,100	(\$11,659)	4,745	/ m
Federal Work-Study (HEA IV-C)	\$4,363	\$4,363	\$15,079	(\$10,716)	2,711	/ m
Head Start (section 639, Head Start Act)	\$22,107	\$22,107	\$101,915	(\$79,807)	17,209	/ n



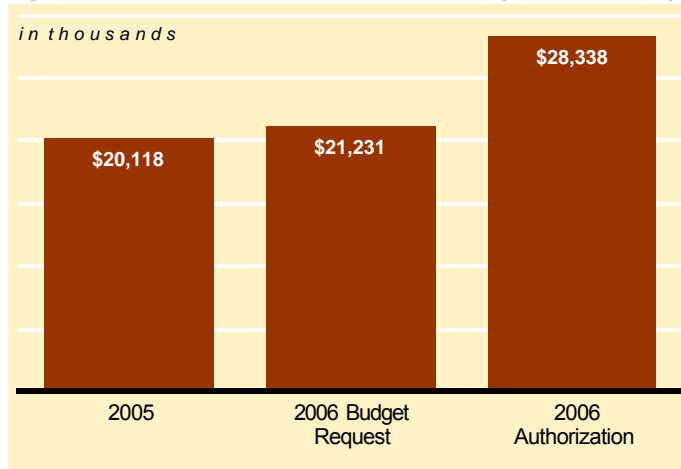
Lamar S. Smith

Congressional District 21, Texas

Grants to Local Educational Agencies (TITLE I-A)



Special Education Grants to States (IDEA Part B)



(dollars in thousands)

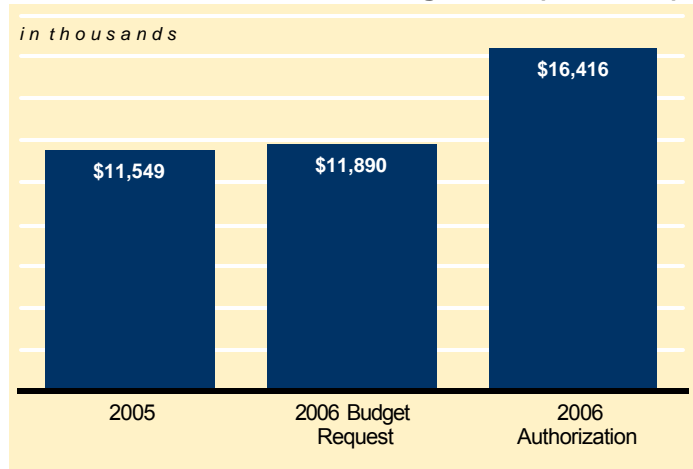
Federal Program	2005	2006 Budget Request	2006 Authorization	Funding Shortfall: Request vs. Authorization	Students Unserved or Teachers Unhired Due to Funding Shortfall	Notes
NO CHILD LEFT BEHIND (NCLB) ACT PROGRAMS						
Grants to Local Educational Agencies (ESEA Title I-A)	\$10,950	\$11,266	\$15,435	(\$4,169)	4,371	/ a
Impact Aid Basic Support Payments (ESEA VIII 8003(b))	\$0	\$0	\$0	\$0	0	/ b
Improving Teacher Quality State Grants (ESEA II-A)	\$3,605	\$3,605	\$3,919	(\$314)	10	/ c
Educational Technology State Grants (ESEA II-D-1 and 2)	\$254	\$0	\$513	(\$513)	10,631	/ d
21st Century Community Learning Centers (ESEA IV-B)	n/a	n/a	n/a	n/a	n/a	/ e
State Grants for Innovative Programs (ESEA V-A)	\$338	\$170	\$990	(\$820)	98,750	/ f
Rural Education (ESEA VI-B)	\$126	\$126	\$222	(\$96)	923	/ g
Safe and Drug-Free Schools/Communities (ESEA IV-A-1)	\$487	\$0	\$725	(\$725)	120,695	/ h
English Language Acquisition State Grants (ESEA III-A)	\$634	\$684	\$803	(\$119)	624	/ i
Subtotal, NCLB Act Programs	\$16,394	\$15,851	\$22,607	(\$6,756)	(non additive)	
Special Education Grants to States (IDEA Part B-611)	\$20,118	\$21,231	\$28,338	(\$7,108)	3,164	/ j
Vocational Education State Grants (VTEA Title I)	\$818	\$0	\$2,522	(\$2,522)	10,124	/ k
Federal Pell Grants (HEA IV-A-1)	\$2,969	\$3,129	\$4,729	(\$1,600)	407	/ l
Supplemental Educational Opportunity Grants (HEA IV-A-3)	\$501	\$501	\$2,198	(\$1,697)	691	/ m
Federal Work-Study (HEA IV-C)	\$617	\$617	\$2,132	(\$1,515)	383	/ m
Head Start (section 639, Head Start Act)	\$5,550	\$5,550	\$25,586	(\$20,036)	4,320	/ n



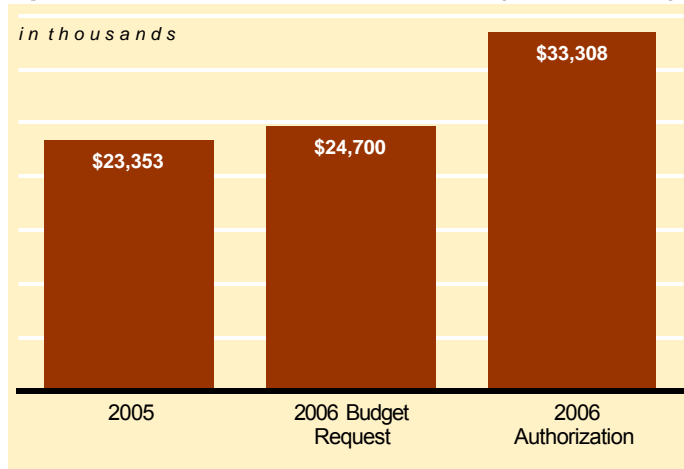
Tom DeLay

Congressional District 22, Texas

Grants to Local Educational Agencies (TITLE I-A)



Special Education Grants to States (IDEA Part B)



(dollars in thousands)

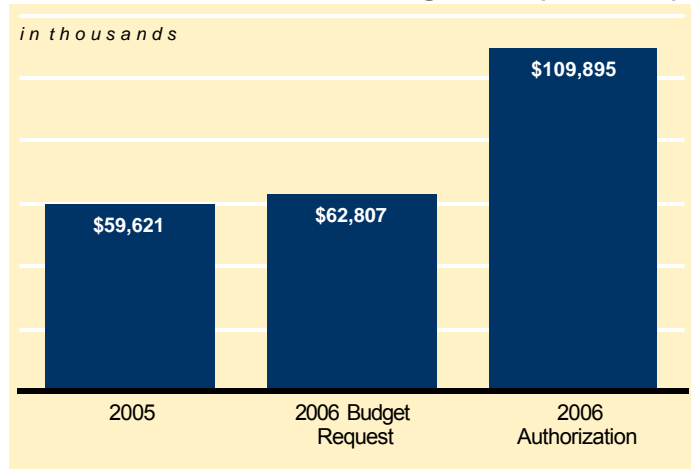
Federal Program	2005	2006 Budget Request	2006 Authorization	Funding Shortfall: Request vs. Authorization	Students Unserved or Teachers Unhired Due to Funding Shortfall	Notes
NO CHILD LEFT BEHIND (NCLB) ACT PROGRAMS						
Grants to Local Educational Agencies (ESEA Title I-A)	\$11,549	\$11,890	\$16,416	(\$4,526)	4,746	/ a
Impact Aid Basic Support Payments (ESEA VIII 8003(b))	\$0	\$0	\$0	\$0	0	/ b
Improving Teacher Quality State Grants (ESEA II-A)	\$4,118	\$4,118	\$4,474	(\$356)	11	/ c
Educational Technology State Grants (ESEA II-D-1 and 2)	\$276	\$0	\$557	(\$557)	11,541	/ d
21st Century Community Learning Centers (ESEA IV-B)	n/a	n/a	n/a	n/a	n/a	/ e
State Grants for Innovative Programs (ESEA V-A)	\$412	\$208	\$1,209	(\$1,001)	120,519	/ f
Rural Education (ESEA VI-B)	\$0	\$0	\$0	\$0	0	/ g
Safe and Drug-Free Schools/Communities (ESEA IV-A-1)	\$569	\$0	\$847	(\$847)	147,301	/ h
English Language Acquisition State Grants (ESEA III-A)	\$1,188	\$1,280	\$1,504	(\$224)	1,169	/ i
Subtotal, NCLB Act Programs	\$18,113	\$17,496	\$25,006	(\$7,510)	(non additive)	
Special Education Grants to States (IDEA Part B-611)	\$23,353	\$24,700	\$33,308	(\$8,608)	3,449	/ j
Vocational Education State Grants (VTEA Title I)	\$881	\$0	\$2,720	(\$2,720)	10,915	/ k
Federal Pell Grants (HEA IV-A-1)	\$2,060	\$2,171	\$3,281	(\$1,110)	282	/ l
Supplemental Educational Opportunity Grants (HEA IV-A-3)	\$62	\$62	\$272	(\$210)	86	/ m
Federal Work-Study (HEA IV-C)	\$58	\$58	\$201	(\$143)	36	/ m
Head Start (section 639, Head Start Act)	\$5,708	\$5,708	\$26,312	(\$20,604)	4,443	/ n



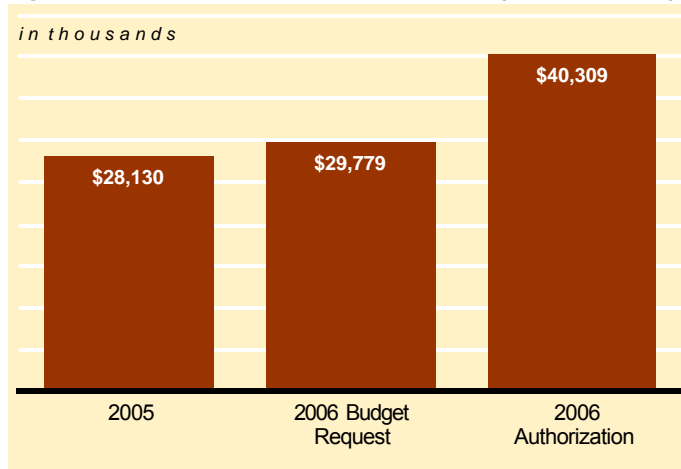
Henry Bonilla

Congressional District 23, Texas

Grants to Local Educational Agencies (TITLE I-A)



Special Education Grants to States (IDEA Part B)



(dollars in thousands)

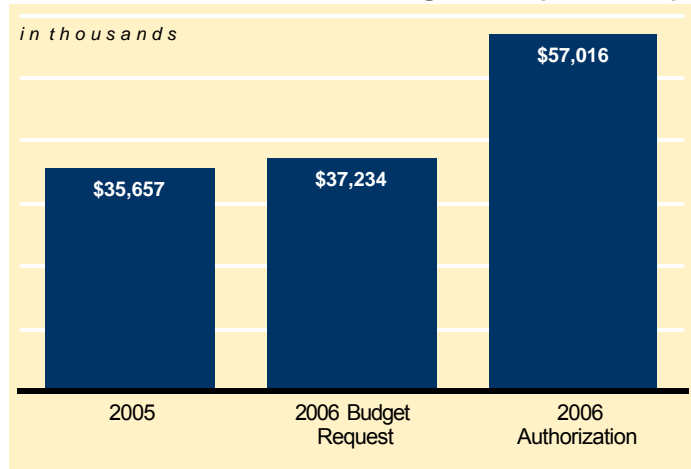
Federal Program	2005	2006 Budget Request	2006 Authorization	Funding Shortfall: Request vs. Authorization	Students Unserved or Teachers Unhired Due to Funding Shortfall	Notes
NO CHILD LEFT BEHIND (NCLB) ACT PROGRAMS						
Grants to Local Educational Agencies (ESEA Title I-A)	\$59,621	\$62,807	\$109,895	(\$47,088)	18,778	/ a
Impact Aid Basic Support Payments (ESEA VIII 8003(b))	\$283	\$287	\$465	(\$178)	756	/ b
Improving Teacher Quality State Grants (ESEA II-A)	\$10,887	\$10,887	\$11,886	(\$1,000)	30	/ c
Educational Technology State Grants (ESEA II-D-1 and 2)	\$1,091	\$0	\$2,204	(\$2,204)	45,668	/ d
21st Century Community Learning Centers (ESEA IV-B)	n/a	n/a	n/a	n/a	n/a	/ e
State Grants for Innovative Programs (ESEA V-A)	\$553	\$279	\$1,621	(\$1,342)	125,334	/ f
Rural Education (ESEA VI-B)	\$291	\$291	\$513	(\$222)	2,133	/ g
Safe and Drug-Free Schools/Communities (ESEA IV-A-1)	\$1,194	\$0	\$1,778	(\$1,778)	153,185	/ h
English Language Acquisition State Grants (ESEA III-A)	\$4,715	\$5,080	\$5,967	(\$887)	4,638	/ i
Subtotal, NCLB Act Programs	\$78,634	\$79,631	\$134,329	(\$54,698)	(non additive)	
Special Education Grants to States (IDEA Part B-611)	\$28,130	\$29,779	\$40,309	(\$10,531)	4,053	/ j
Vocational Education State Grants (VTEA Title I)	\$3,696	\$0	\$11,404	(\$11,404)	45,772	/ k
Federal Pell Grants (HEA IV-A-1)	\$50,317	\$53,032	\$80,152	(\$27,121)	6,890	/ l
Supplemental Educational Opportunity Grants (HEA IV-A-3)	\$2,049	\$2,049	\$8,989	(\$6,941)	2,825	/ m
Federal Work-Study (HEA IV-C)	\$2,172	\$2,172	\$7,505	(\$5,334)	1,350	/ m
Head Start (section 639, Head Start Act)	\$22,673	\$22,673	\$104,521	(\$81,848)	17,649	/ n



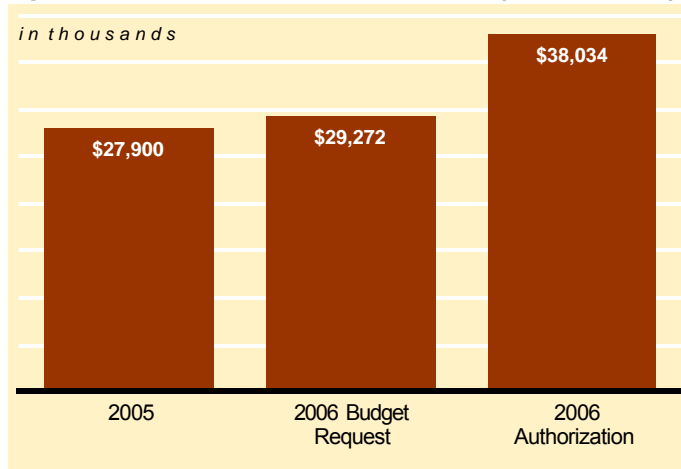
Kenny Marchant

Congressional District 24, Texas

Grants to Local Educational Agencies (TITLE I-A)



Special Education Grants to States (IDEA Part B)



(dollars in thousands)

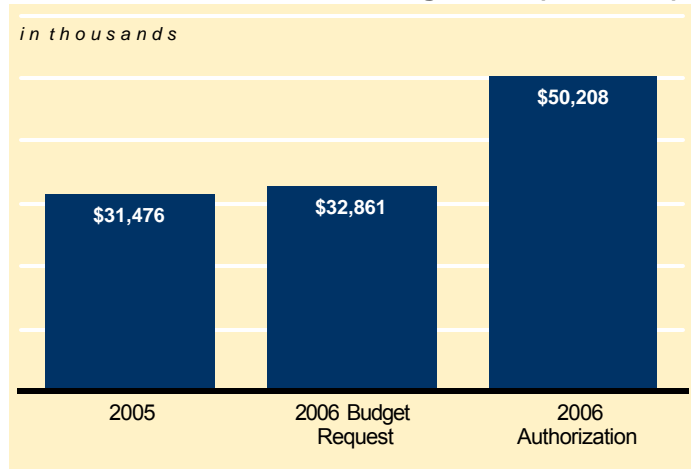
Federal Program	2005	2006 Budget Request	2006 Authorization	Funding Shortfall: Request vs. Authorization	Students Unserved or Teachers Unhired Due to Funding Shortfall	Notes
NO CHILD LEFT BEHIND (NCLB) ACT PROGRAMS						
Grants to Local Educational Agencies (ESEA Title I-A)	\$35,657	\$37,234	\$57,016	(\$19,782)	13,004	/ a
Impact Aid Basic Support Payments (ESEA VIII 8003(b))	\$0	\$0	\$0	\$0	0	/ b
Improving Teacher Quality State Grants (ESEA II-A)	\$7,887	\$7,887	\$8,608	(\$721)	22	/ c
Educational Technology State Grants (ESEA II-D-1 and 2)	\$755	\$0	\$1,526	(\$1,526)	31,627	/ d
21st Century Community Learning Centers (ESEA IV-B)	n/a	n/a	n/a	n/a	n/a	/ e
State Grants for Innovative Programs (ESEA V-A)	\$458	\$231	\$1,343	(\$1,112)	108,755	/ f
Rural Education (ESEA VI-B)	\$27	\$27	\$48	(\$21)	200	/ g
Safe and Drug-Free Schools/Communities (ESEA IV-A-1)	\$893	\$0	\$1,329	(\$1,329)	132,923	/ h
English Language Acquisition State Grants (ESEA III-A)	\$3,085	\$3,324	\$4,562	(\$1,238)	3,035	/ i
Subtotal, NCLB Act Programs	\$48,763	\$48,704	\$74,433	(\$25,729)	(non additive)	
Special Education Grants to States (IDEA Part B-611)	\$27,900	\$29,272	\$38,034	(\$8,762)	5,073	/ j
Vocational Education State Grants (VTEA Title I)	\$1,928	\$0	\$5,948	(\$5,948)	23,874	/ k
Federal Pell Grants (HEA IV-A-1)	\$12,358	\$13,024	\$19,685	(\$6,661)	1,692	/ l
Supplemental Educational Opportunity Grants (HEA IV-A-3)	\$470	\$470	\$2,063	(\$1,593)	648	/ m
Federal Work-Study (HEA IV-C)	\$502	\$502	\$1,735	(\$1,233)	312	/ m
Head Start (section 639, Head Start Act)	\$19,220	\$19,220	\$88,604	(\$69,384)	14,961	/ n



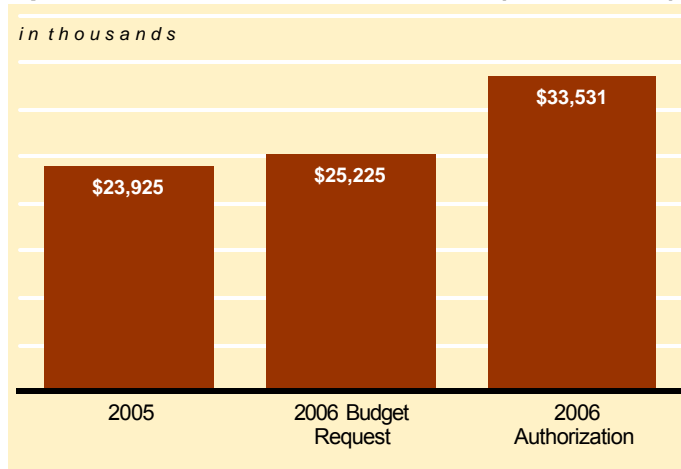
Lloyd Doggett

Congressional District 25, Texas

Grants to Local Educational Agencies (TITLE I-A)



Special Education Grants to States (IDEA Part B)



(dollars in thousands)

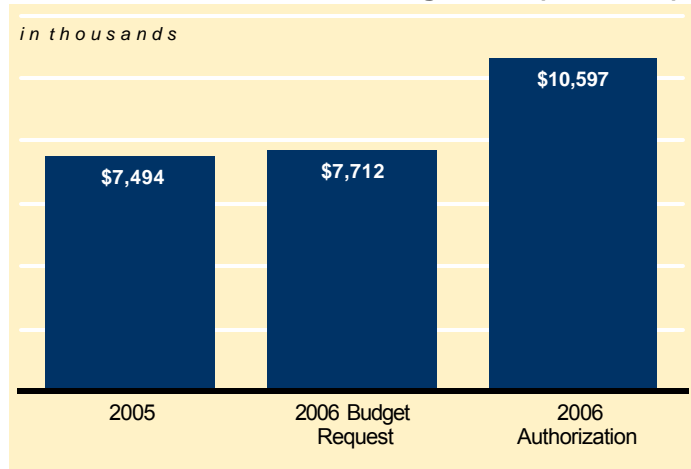
Federal Program	2005	2006 Budget Request	2006 Authorization	Funding Shortfall: Request vs. Authorization	Students Unserviced Due to Funding Shortfall	Notes
NO CHILD LEFT BEHIND (NCLB) ACT PROGRAMS						
Grants to Local Educational Agencies (ESEA Title I-A)	\$31,476	\$32,861	\$50,208	(\$17,347)	11,404	/ a
Impact Aid Basic Support Payments (ESEA VIII 8003(b))	\$0	\$0	\$0	\$0	0	/ b
Improving Teacher Quality State Grants (ESEA II-A)	\$7,055	\$7,055	\$7,697	(\$642)	20	/ c
Educational Technology State Grants (ESEA II-D-1 and 2)	\$662	\$0	\$1,338	(\$1,338)	27,735	/ d
21st Century Community Learning Centers (ESEA IV-B)	n/a	n/a	n/a	n/a	n/a	/ e
State Grants for Innovative Programs (ESEA V-A)	\$434	\$219	\$1,271	(\$1,052)	104,655	/ f
Rural Education (ESEA VI-B)	\$0	\$0	\$0	\$0	0	/ g
Safe and Drug-Free Schools/Communities (ESEA IV-A-1)	\$811	\$0	\$1,207	(\$1,207)	127,912	/ h
English Language Acquisition State Grants (ESEA III-A)	\$2,910	\$3,136	\$3,922	(\$786)	2,863	/ i
Subtotal, NCLB Act Programs	\$43,349	\$43,270	\$65,644	(\$22,373)	(non additive)	
Special Education Grants to States (IDEA Part B-611)	\$23,925	\$25,225	\$33,531	(\$8,305)	3,855	/ j
Vocational Education State Grants (VTEA Title I)	\$2,007	\$0	\$6,192	(\$6,192)	24,851	/ k
Federal Pell Grants (HEA IV-A-1)	\$20,238	\$21,330	\$32,238	(\$10,908)	2,771	/ l
Supplemental Educational Opportunity Grants (HEA IV-A-3)	\$1,388	\$1,388	\$6,091	(\$4,703)	1,914	/ m
Federal Work-Study (HEA IV-C)	\$1,219	\$1,219	\$4,213	(\$2,994)	757	/ m
Head Start (section 639, Head Start Act)	\$18,790	\$18,790	\$86,624	(\$67,834)	14,627	/ n



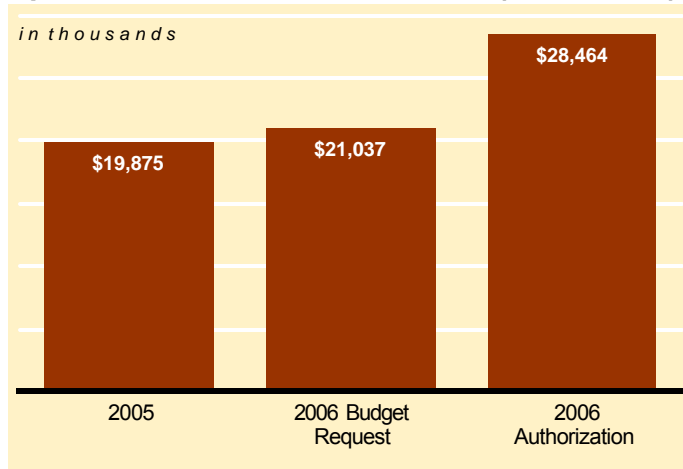
Michael C. Burgess

Congressional District 26, Texas

Grants to Local Educational Agencies (TITLE I-A)



Special Education Grants to States (IDEA Part B)



(dollars in thousands)

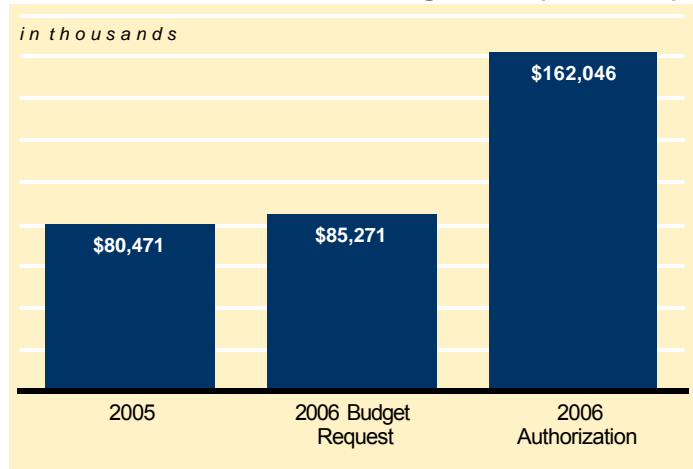
Federal Program	2005	2006 Budget Request	2006 Authorization	Funding Shortfall: Request vs. Authorization	Students Unserved or Teachers Unhired Due to Funding Shortfall	Notes
NO CHILD LEFT BEHIND (NCLB) ACT PROGRAMS						
Grants to Local Educational Agencies (ESEA Title I-A)	\$7,494	\$7,712	\$10,597	(\$2,885)	3,025	/ a
Impact Aid Basic Support Payments (ESEA VIII 8003(b))	\$0	\$0	\$0	\$0	0	/ b
Improving Teacher Quality State Grants (ESEA II-A)	\$3,072	\$3,072	\$3,333	(\$261)	8	/ c
Educational Technology State Grants (ESEA II-D-1 and 2)	\$176	\$0	\$355	(\$355)	7,356	/ d
21st Century Community Learning Centers (ESEA IV-B)	n/a	n/a	n/a	n/a	n/a	/ e
State Grants for Innovative Programs (ESEA V-A)	\$362	\$182	\$1,061	(\$879)	105,806	/ f
Rural Education (ESEA VI-B)	\$0	\$0	\$0	\$0	0	/ g
Safe and Drug-Free Schools/Communities (ESEA IV-A-1)	\$450	\$0	\$669	(\$669)	129,318	/ h
English Language Acquisition State Grants (ESEA III-A)	\$799	\$861	\$1,011	(\$150)	786	/ i
Subtotal, NCLB Act Programs	\$12,353	\$11,828	\$17,027	(\$5,199)	(non additive)	
Special Education Grants to States (IDEA Part B-611)	\$19,875	\$21,037	\$28,464	(\$7,427)	2,872	/ j
Vocational Education State Grants (VTEA Title I)	\$1,321	\$0	\$4,075	(\$4,075)	16,353	/ k
Federal Pell Grants (HEA IV-A-1)	\$21,277	\$22,425	\$33,894	(\$11,468)	2,914	/ l
Supplemental Educational Opportunity Grants (HEA IV-A-3)	\$1,290	\$1,290	\$5,662	(\$4,372)	1,779	/ m
Federal Work-Study (HEA IV-C)	\$1,704	\$1,704	\$5,888	(\$4,184)	1,059	/ m
Head Start (section 639, Head Start Act)	\$4,629	\$4,629	\$21,341	(\$16,712)	3,603	/ n



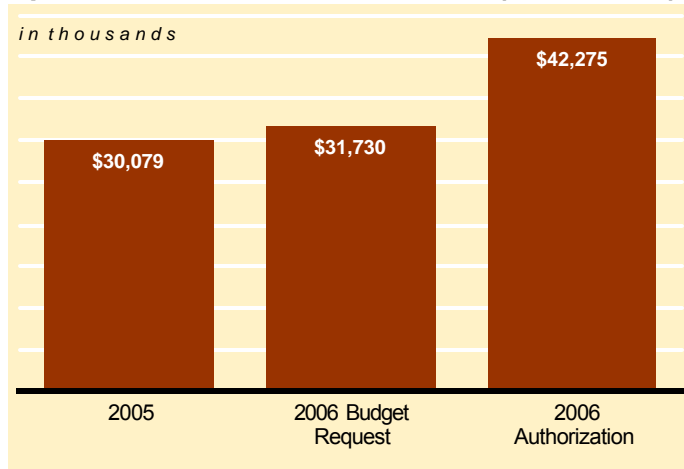
Solomon P. Ortiz

Congressional District 27, Texas

Grants to Local Educational Agencies (TITLE I-A)



Special Education Grants to States (IDEA Part B)



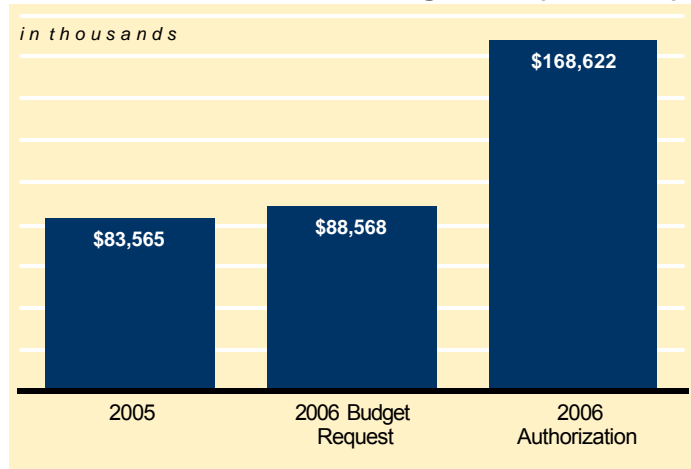
(dollars in thousands)

Federal Program	2005	2006 Budget Request	2006 Authorization	Funding Shortfall: Request vs. Authorization	Students Unserved or Teachers Unhired Due to Funding Shortfall	Notes
NO CHILD LEFT BEHIND (NCLB) ACT PROGRAMS						
Grants to Local Educational Agencies (ESEA Title I-A)	\$80,471	\$85,271	\$162,046	(\$76,775)	21,972	/ a
Impact Aid Basic Support Payments (ESEA VIII 8003(b))	\$636	\$645	\$1,046	(\$401)	1,285	/ b
Improving Teacher Quality State Grants (ESEA II-A)	\$12,329	\$12,329	\$13,467	(\$1,138)	35	/ c
Educational Technology State Grants (ESEA II-D-1 and 2)	\$1,276	\$0	\$2,579	(\$2,579)	53,438	/ d
21st Century Community Learning Centers (ESEA IV-B)	n/a	n/a	n/a	n/a	n/a	/ e
State Grants for Innovative Programs (ESEA V-A)	\$556	\$280	\$1,631	(\$1,350)	120,108	/ f
Rural Education (ESEA VI-B)	\$120	\$120	\$211	(\$91)	877	/ g
Safe and Drug-Free Schools/Communities (ESEA IV-A-1)	\$1,317	\$0	\$1,961	(\$1,961)	146,798	/ h
English Language Acquisition State Grants (ESEA III-A)	\$4,046	\$4,360	\$5,122	(\$761)	3,981	/ i
Subtotal, NCLB Act Programs	\$100,752	\$103,005	\$188,062	(\$85,057)	(non additive)	
Special Education Grants to States (IDEA Part B-611)	\$30,079	\$31,730	\$42,275	(\$10,545)	4,782	/ j
Vocational Education State Grants (VTEA Title I)	\$3,873	\$0	\$11,950	(\$11,950)	47,961	/ k
Federal Pell Grants (HEA IV-A-1)	\$47,491	\$50,053	\$75,651	(\$25,598)	6,503	/ l
Supplemental Educational Opportunity Grants (HEA IV-A-3)	\$1,306	\$1,306	\$5,729	(\$4,424)	1,800	/ m
Federal Work-Study (HEA IV-C)	\$1,478	\$1,478	\$5,107	(\$3,629)	918	/ m
Head Start (section 639, Head Start Act)	\$27,638	\$27,638	\$127,414	(\$99,775)	21,514	/ n

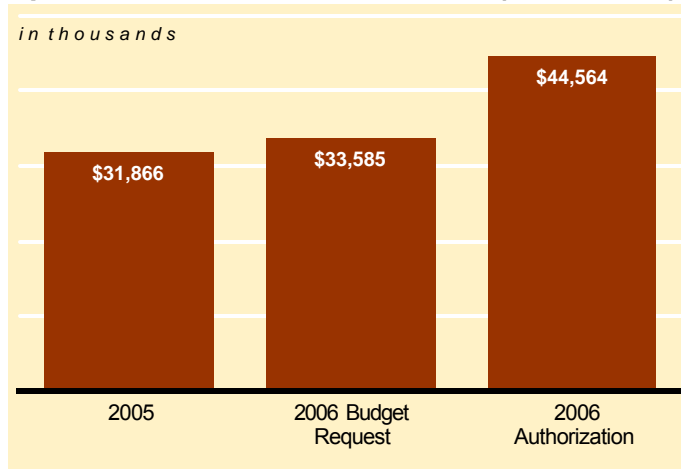
Henry Cuellar

Congressional District 28, Texas

Grants to Local Educational Agencies (TITLE I-A)



Special Education Grants to States (IDEA Part B)



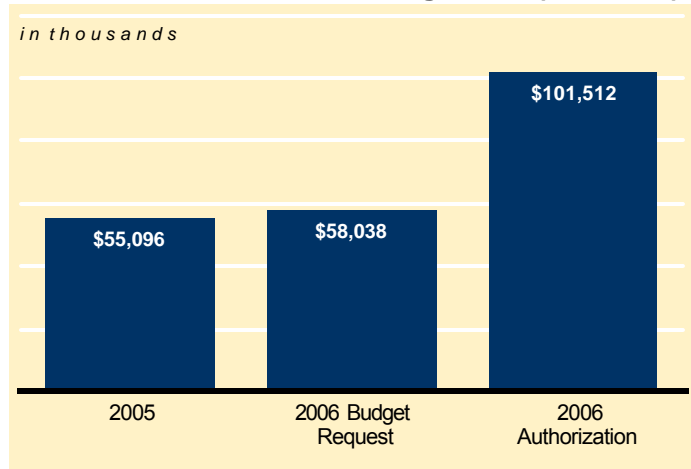
(dollars in thousands)

Federal Program	2005	2006 Budget Request	2006 Authorization	Funding Shortfall: Request vs. Authorization	Students Unserved or Teachers Unhired Due to Funding Shortfall	Notes
NO CHILD LEFT BEHIND (NCLB) ACT PROGRAMS						
Grants to Local Educational Agencies (ESEA Title I-A)	\$83,565	\$88,568	\$168,622	(\$80,054)	22,911	/ a
Impact Aid Basic Support Payments (ESEA VIII 8003(b))	\$7,415	\$7,518	\$12,191	(\$4,673)	2,610	/ b
Improving Teacher Quality State Grants (ESEA II-A)	\$12,855	\$12,855	\$14,043	(\$1,188)	36	/ c
Educational Technology State Grants (ESEA II-D-1 and 2)	\$1,331	\$0	\$2,689	(\$2,689)	55,720	/ d
21st Century Community Learning Centers (ESEA IV-B)	n/a	n/a	n/a	n/a	n/a	/ e
State Grants for Innovative Programs (ESEA V-A)	\$579	\$292	\$1,698	(\$1,406)	124,992	/ f
Rural Education (ESEA VI-B)	\$79	\$79	\$139	(\$60)	577	/ g
Safe and Drug-Free Schools/Communities (ESEA IV-A-1)	\$1,373	\$0	\$2,044	(\$2,044)	152,768	/ h
English Language Acquisition State Grants (ESEA III-A)	\$4,070	\$4,386	\$5,151	(\$766)	4,004	/ i
Subtotal, NCLB Act Programs	\$111,268	\$113,698	\$206,577	(\$92,879)	(non additive)	
Special Education Grants to States (IDEA Part B-611)	\$31,866	\$33,585	\$44,564	(\$10,979)	5,187	/ j
Vocational Education State Grants (VTEA Title I)	\$2,435	\$0	\$7,514	(\$7,514)	30,159	/ k
Federal Pell Grants (HEA IV-A-1)	\$1,164	\$1,226	\$1,854	(\$627)	159	/ l
Supplemental Educational Opportunity Grants (HEA IV-A-3)	\$15	\$15	\$64	(\$49)	20	/ m
Federal Work-Study (HEA IV-C)	\$0	\$0	\$0	\$0	0	/ m
Head Start (section 639, Head Start Act)	\$29,636	\$29,636	\$136,623	(\$106,987)	23,069	/ n

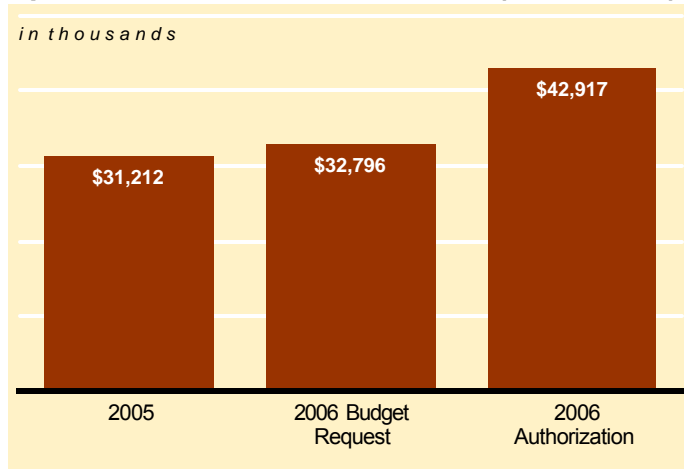
Gene Green

Congressional District 29, Texas

Grants to Local Educational Agencies (TITLE I-A)



Special Education Grants to States (IDEA Part B)



(dollars in thousands)

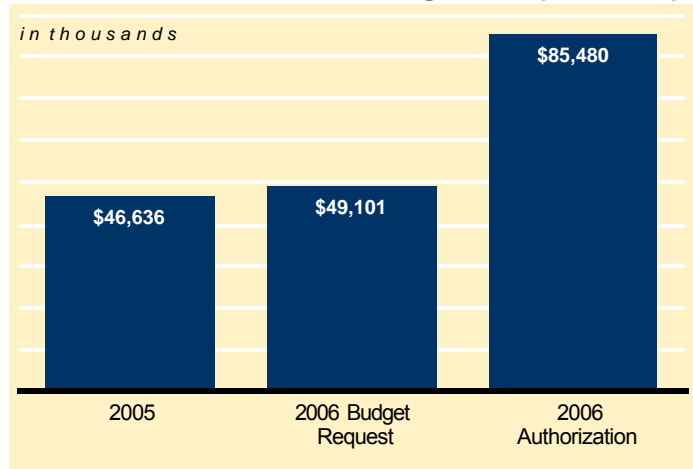
Federal Program	2005	2006 Budget Request	2006 Authorization	Funding Shortfall: Request vs. Authorization	Students Unserved or Teachers Unhired Due to Funding Shortfall	Notes
NO CHILD LEFT BEHIND (NCLB) ACT PROGRAMS						
Grants to Local Educational Agencies (ESEA Title I-A)	\$55,096	\$58,038	\$101,512	(\$43,474)	17,336	/ a
Impact Aid Basic Support Payments (ESEA VIII 8003(b))	\$0	\$0	\$0	\$0	0	/ b
Improving Teacher Quality State Grants (ESEA II-A)	\$10,153	\$10,153	\$11,086	(\$933)	28	/ c
Educational Technology State Grants (ESEA II-D-1 and 2)	\$1,007	\$0	\$2,035	(\$2,035)	42,162	/ d
21st Century Community Learning Centers (ESEA IV-B)	n/a	n/a	n/a	n/a	n/a	/ e
State Grants for Innovative Programs (ESEA V-A)	\$531	\$268	\$1,557	(\$1,289)	121,670	/ f
Rural Education (ESEA VI-B)	\$0	\$0	\$0	\$0	0	/ g
Safe and Drug-Free Schools/Communities (ESEA IV-A-1)	\$1,120	\$0	\$1,668	(\$1,668)	148,708	/ h
English Language Acquisition State Grants (ESEA III-A)	\$4,827	\$5,202	\$4,172	\$1,029	4,749	/ i
Subtotal, NCLB Act Programs	\$72,735	\$73,661	\$122,029	(\$48,368)	(non additive)	
Special Education Grants to States (IDEA Part B-611)	\$31,212	\$32,796	\$42,917	(\$10,121)	5,476	/ j
Vocational Education State Grants (VTEA Title I)	\$2,871	\$0	\$8,857	(\$8,857)	35,547	/ k
Federal Pell Grants (HEA IV-A-1)	\$28,812	\$30,367	\$45,896	(\$15,530)	3,945	/ l
Supplemental Educational Opportunity Grants (HEA IV-A-3)	\$809	\$809	\$3,552	(\$2,743)	1,116	/ m
Federal Work-Study (HEA IV-C)	\$378	\$378	\$1,305	(\$928)	235	/ m
Head Start (section 639, Head Start Act)	\$24,734	\$24,734	\$114,022	(\$89,288)	19,253	/ n



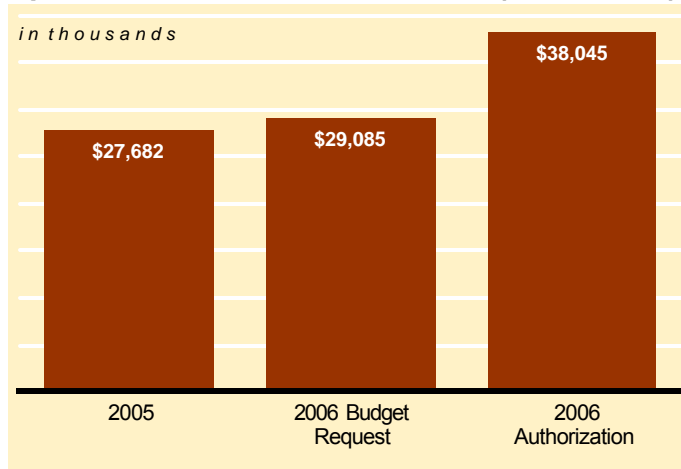
Eddie Bernice Johnson

Congressional District 30, Texas

Grants to Local Educational Agencies (TITLE I-A)



Special Education Grants to States (IDEA Part B)



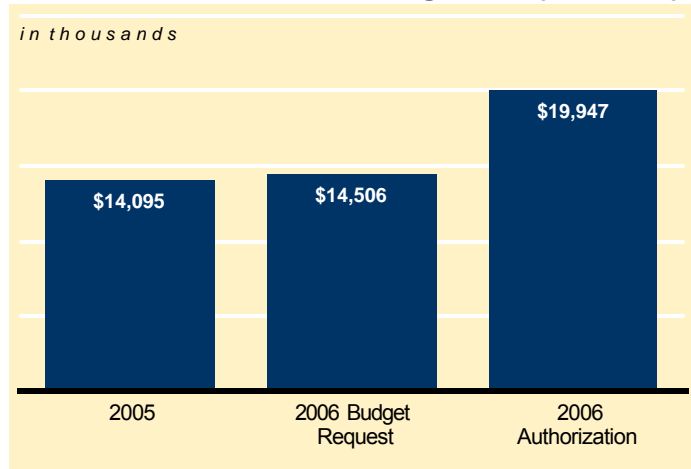
(dollars in thousands)

Federal Program	2005	2006 Budget Request	2006 Authorization	Funding Shortfall: Request vs. Authorization	Students Unserviced Due to Funding Shortfall	Notes
NO CHILD LEFT BEHIND (NCLB) ACT PROGRAMS						
Grants to Local Educational Agencies (ESEA Title I-A)	\$46,636	\$49,101	\$85,480	(\$36,379)	14,507	/ a
Impact Aid Basic Support Payments (ESEA VIII 8003(b))	\$0	\$0	\$0	\$0	0	/ b
Improving Teacher Quality State Grants (ESEA II-A)	\$8,609	\$8,609	\$9,398	(\$789)	24	/ c
Educational Technology State Grants (ESEA II-D-1 and 2)	\$843	\$0	\$1,703	(\$1,703)	35,282	/ d
21st Century Community Learning Centers (ESEA IV-B)	n/a	n/a	n/a	n/a	n/a	/ e
State Grants for Innovative Programs (ESEA V-A)	\$470	\$237	\$1,376	(\$1,139)	109,149	/ f
Rural Education (ESEA VI-B)	\$0	\$0	\$0	\$0	0	/ g
Safe and Drug-Free Schools/Communities (ESEA IV-A-1)	\$959	\$0	\$1,428	(\$1,428)	133,405	/ h
English Language Acquisition State Grants (ESEA III-A)	\$2,721	\$2,932	\$4,317	(\$1,385)	2,676	/ i
Subtotal, NCLB Act Programs	\$60,237	\$60,878	\$103,702	(\$42,824)	(non additive)	
Special Education Grants to States (IDEA Part B-611)	\$27,682	\$29,085	\$38,045	(\$8,960)	4,867	/ j
Vocational Education State Grants (VTEA Title I)	\$3,067	\$0	\$9,464	(\$9,464)	37,982	/ k
Federal Pell Grants (HEA IV-A-1)	\$43,537	\$45,886	\$69,353	(\$23,467)	5,962	/ l
Supplemental Educational Opportunity Grants (HEA IV-A-3)	\$1,326	\$1,326	\$5,817	(\$4,492)	1,828	/ m
Federal Work-Study (HEA IV-C)	\$1,354	\$1,354	\$4,679	(\$3,325)	841	/ m
Head Start (section 639, Head Start Act)	\$19,663	\$19,663	\$90,645	(\$70,983)	15,306	/ n

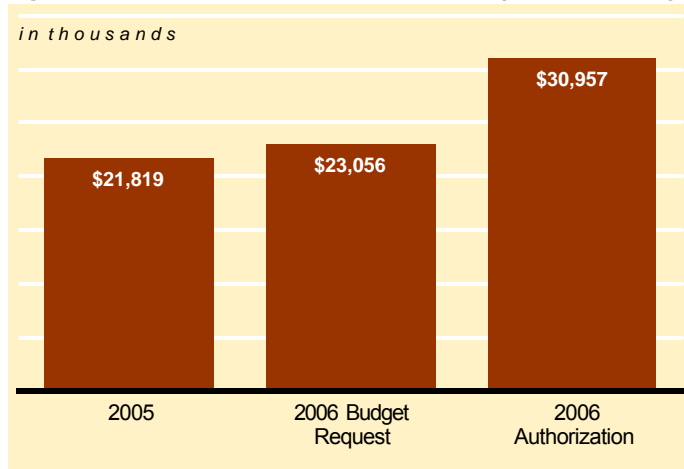
John R. Carter

Congressional District 31, Texas

Grants to Local Educational Agencies (TITLE I-A)




Special Education Grants to States (IDEA Part B)



(dollars in thousands)

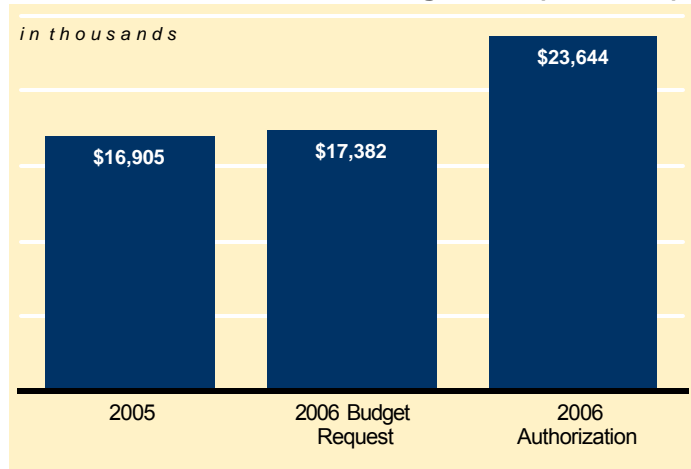
Federal Program	2005	2006 Budget Request	2006 Authorization	Funding Shortfall: Request vs. Authorization	Students Unserved or Teachers Unhired Due to Funding Shortfall	Notes
NO CHILD LEFT BEHIND (NCLB) ACT PROGRAMS						
Grants to Local Educational Agencies (ESEA Title I-A)	\$14,095	\$14,506	\$19,947	(\$5,441)	5,705	/ a
Impact Aid Basic Support Payments (ESEA VIII 8003(b))	\$0	\$0	\$0	\$0	0	/ b
Improving Teacher Quality State Grants (ESEA II-A)	\$4,388	\$4,388	\$4,773	(\$385)	12	/ c
Educational Technology State Grants (ESEA II-D-1 and 2)	\$331	\$0	\$670	(\$670)	13,875	/ d
21st Century Community Learning Centers (ESEA IV-B)	n/a	n/a	n/a	n/a	n/a	/ e
State Grants for Innovative Programs (ESEA V-A)	\$371	\$187	\$1,086	(\$899)	108,325	/ f
Rural Education (ESEA VI-B)	\$254	\$254	\$447	(\$193)	1,860	/ g
Safe and Drug-Free Schools/Communities (ESEA IV-A-1)	\$574	\$0	\$854	(\$854)	132,397	/ h
English Language Acquisition State Grants (ESEA III-A)	\$908	\$978	\$1,149	(\$171)	893	/ i
Subtotal, NCLB Act Programs	\$20,920	\$20,312	\$28,926	(\$8,614)	(non additive)	
Special Education Grants to States (IDEA Part B-611)	\$21,819	\$23,056	\$30,957	(\$7,901)	3,311	/ j
Vocational Education State Grants (VTEA Title I)	\$2,183	\$0	\$6,737	(\$6,737)	27,039	/ k
Federal Pell Grants (HEA IV-A-1)	\$37,442	\$39,462	\$59,643	(\$20,181)	5,127	/ l
Supplemental Educational Opportunity Grants (HEA IV-A-3)	\$2,855	\$2,855	\$12,527	(\$9,672)	3,936	/ m
Federal Work-Study (HEA IV-C)	\$3,234	\$3,234	\$11,177	(\$7,943)	2,010	/ m
Head Start (section 639, Head Start Act)	\$7,809	\$7,809	\$35,999	(\$28,190)	6,078	/ n



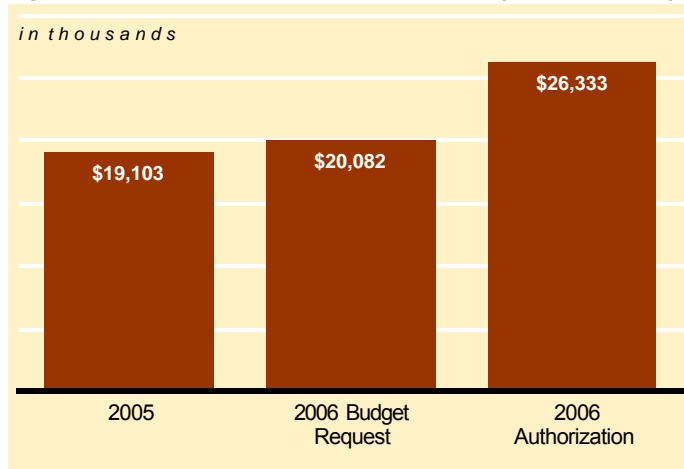
Pete Sessions

Congressional District 32, Texas

Grants to Local Educational Agencies (TITLE I-A)



Special Education Grants to States (IDEA Part B)



(dollars in thousands)

Federal Program	2005	2006 Budget Request	2006 Authorization	Funding Shortfall: Request vs. Authorization	Students Unserviced Due to Funding Shortfall	Notes
NO CHILD LEFT BEHIND (NCLB) ACT PROGRAMS						
Grants to Local Educational Agencies (ESEA Title I-A)	\$16,905	\$17,382	\$23,644	(\$6,262)	6,566	/ a
Impact Aid Basic Support Payments (ESEA VIII 8003(b))	\$0	\$0	\$0	\$0	0	/ b
Improving Teacher Quality State Grants (ESEA II-A)	\$4,404	\$4,404	\$4,801	(\$396)	12	/ c
Educational Technology State Grants (ESEA II-D-1 and 2)	\$381	\$0	\$771	(\$771)	15,969	/ d
21st Century Community Learning Centers (ESEA IV-B)	n/a	n/a	n/a	n/a	n/a	/ e
State Grants for Innovative Programs (ESEA V-A)	\$281	\$142	\$824	(\$683)	82,210	/ f
Rural Education (ESEA VI-B)	\$0	\$0	\$0	\$0	0	/ g
Safe and Drug-Free Schools/Communities (ESEA IV-A-1)	\$533	\$0	\$793	(\$793)	100,479	/ h
English Language Acquisition State Grants (ESEA III-A)	\$2,640	\$2,845	\$3,206	(\$361)	2,597	/ i
Subtotal, NCLB Act Programs	\$25,145	\$24,773	\$34,039	(\$9,266)	(non additive)	
Special Education Grants to States (IDEA Part B-611)	\$19,103	\$20,082	\$26,333	(\$6,251)	3,316	/ j
Vocational Education State Grants (VTEA Title I)	\$1,280	\$0	\$3,951	(\$3,951)	15,856	/ k
Federal Pell Grants (HEA IV-A-1)	\$12,454	\$13,126	\$19,839	(\$6,713)	1,705	/ l
Supplemental Educational Opportunity Grants (HEA IV-A-3)	\$1,506	\$1,506	\$6,609	(\$5,103)	2,077	/ m
Federal Work-Study (HEA IV-C)	\$1,219	\$1,219	\$4,213	(\$2,994)	758	/ m
Head Start (section 639, Head Start Act)	\$11,379	\$11,379	\$52,456	(\$41,077)	8,857	/ n